

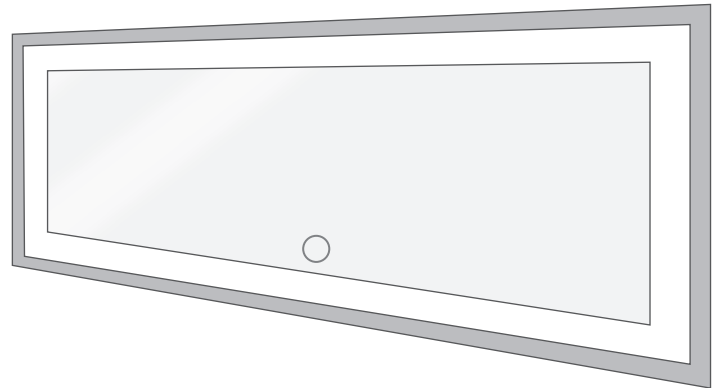
# SOHO 6030 Wall Mirror - Specification Sheet

## Features

- Dimmable LED task lighting
- Integrated touch sensor control with memory
- Energy efficient LED lighting 5000K
- 3720 Lumens
- CRI 90+
- Integrated Defogger

## Construction

- Quality polished edge mirror
- Single phase wire installation, silver backed, copper free
- Construction for surface mounting
- Includes installation hardware



## Codes/Standards Applicable

- Conforms to UL Std. 962
- Cert. to CSA Std. C22.2 No.250.0-08
- ETL Intertek 5004931

## Electrical System

- 120Vac, 60Hz, 82W
- Electric Current: 0.68A
- Wattage: 82W

## Model

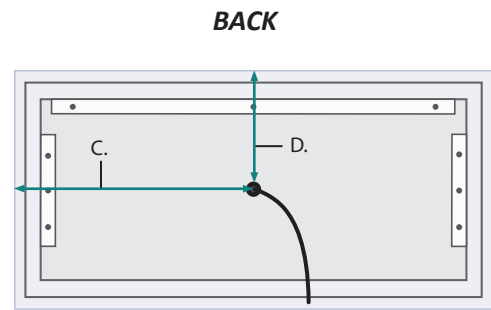
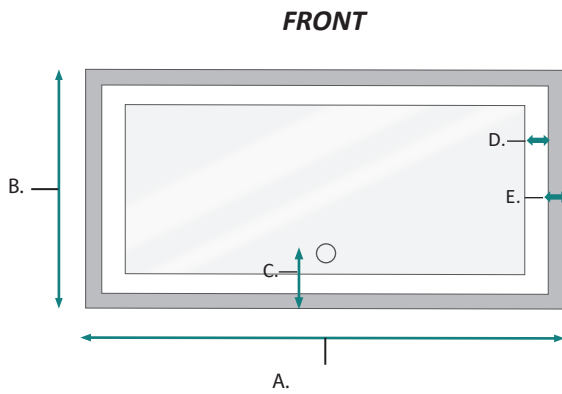
- SOHO 6030

# SOHO 6030 Wall Mirror - Specification Sheet



## Dimensions

- Height: 30"
- Width: 60"
- Depth: 1-9/16"



**FRONT**

MODEL	A	B	C	D	E
SOHO6030	60	30	5-1/2	1-1/4	3/8

**BACK & SIDE**

MODEL	C	D	E	F
SOHO6030	29-7/8	14-7/8	1-3/8	3/16