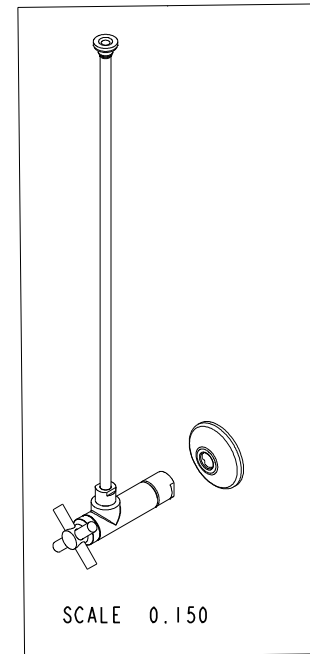
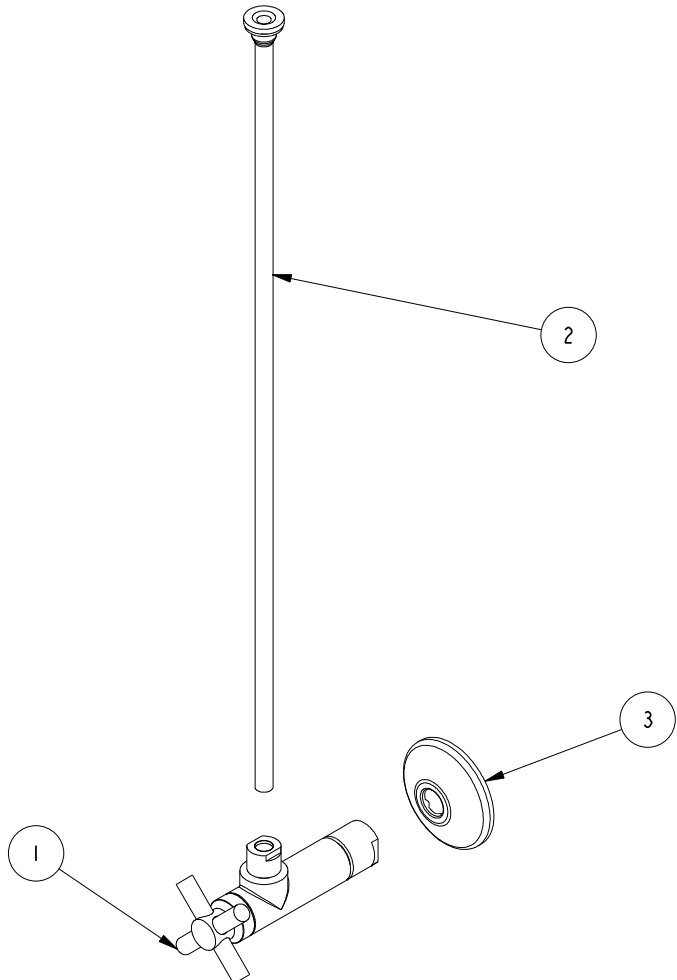


NOTES:

1. TO INSPECT ASSEMBLY, FOLLOW FIRST ARTICLE AND IN PROCESS INSPECTION SHEET.

BILL OF MATERIAL (CURRENT LEVEL)

ITEM	PT/ASSY	DESCRIPTION	TYPE	QTY.
1	403X-1	ANGLE VALVE, CROSS CONTEMP.	ASSEMBLY	1
2	436	SUPPLY TUBE FLAT HD 3/8" X 20"	ASSEMBLY	1
3	441	GRIP FLANGE (441)	PART	1




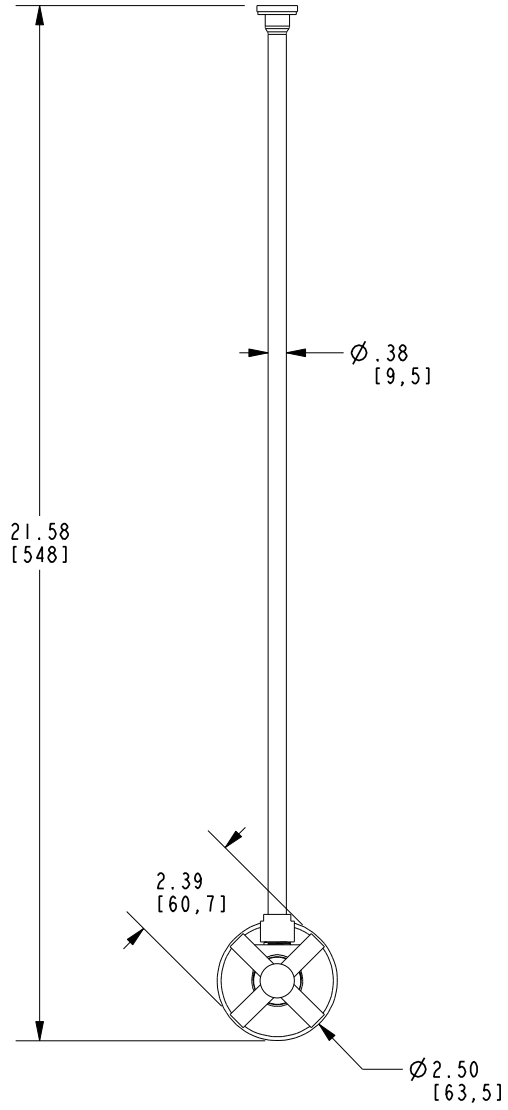
ZONE	REV	DESCRIPTION	DATE	APPROVED
-	A	EN-430011	10/20/21	R. S.
-	-	EO-0735	04/19/07	-

COPYRIGHT 2005 BRASSTECH, INC.
 THESE DRAWINGS AND THE DESIGNS
 DEPICTED HEREIN ARE THE PROPRIETARY
 PROPERTY OF BRASSTECH. ANY USE
 OR REPRODUCTION IS SUBJECT TO
 THE EXPRESS APPROVAL OF BRASSTECH.
 UNAUTHORIZED USE IS STRICTLY
 PROHIBITED. ALL RIGHTS RESERVED.

TESTING	-	-	-
ASSEMBLY	-	-	-
PLATING	-	-	-
POLISHING	-	NEXT ASSY	USED ON
MACHINING	-	APPLICATION	
TOOLING FIXTURE #		REMOVE ALL BURRS AND SHARP EDGES	

UNITS ARE: INCHES [MM]	
TOLERANCES ARE:	
FRACTIONS DECIMALS ANGLES	
±1/16" .X ±.1 [2.5] ±1°	
.XX ±.06 [1.5]	
(X.XXX) DENOTES CRITICAL DIMS.	
ALL THREADS ARE CRITICAL	
DRAWN	-
CHECKED	-
APPROVED	-

BRASSTECH INCORPORATED	2001 CARNEGIE AVE. SANTA ANA, CA 92705 (949) 417-5207		
	1/2" COMP. X 3/8" SUPPLY KIT		
DWG NO.	482X-1	REV	A
SCALE	.250	REF.	-
SHEET	1	OF	2



BRASSTECH		2001 E. CARNEGIE AVE. SANTA ANA, CA 92705 (949) 417-5207	
DWG NO.	482X-1	REV	A
SCALE	.250	REF.	-
		SHEET	2 OF 2