NOTES:

1. TO INSPECT ASSEMBLY, FOLLOW FIRST ARTICLE AND IN PROCESS INSPECTION SHEET.

2 APPLY LOCTITE 680 TO THREADS

BILL OF MATERIAL (CURRENT LEVEL)

ITEM	PT/ASSY	DESCRIPTION	TYPE	QTY.
1	40376	ROSETTE	PART	2
2	02XXG	MOUNTING BRACKET	PART	2
3	1-206	HARDWARE PACK	ASSEMBLY	2
4	40764	LEFT TOWEL BAR POST	PART	1
5	40765	TOWEL BAR CONNECTOR	PART	2
6	40769	8" TOWEL BAR	PART	1
7	40767	RIGHT TOWEL POST	PART	1
8	92231	SCRW, 1/4-20 X 1/4 SKT HD CUP PT SS	PART	2
9	92308	SCRW, M5 X 5 SKT HD CUP PT W/ SELF LOC SS	PART	2
10	10888	HEX KEY, 2.5MM ALLOY STEEL	PART	1

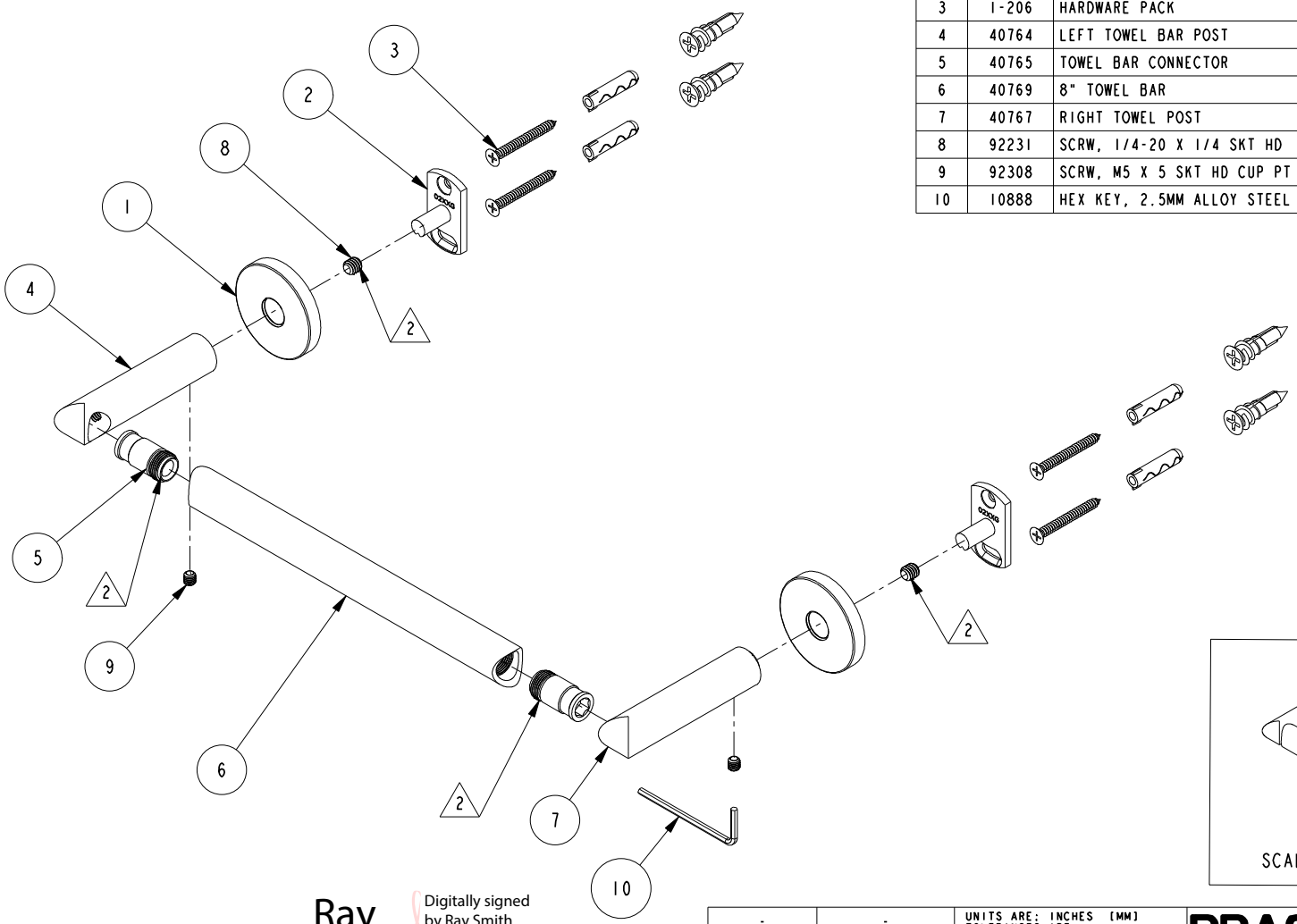

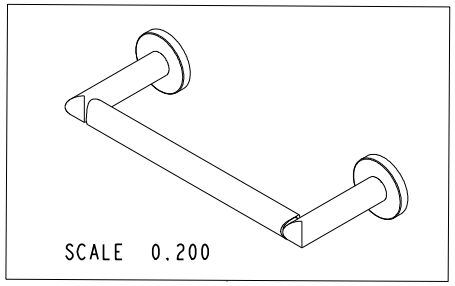

ZONE	REV	DESCRIPTION	DATE	APPROVED
-	D	EN-4429	01/14/22	R.S.
-	C	EN-4238b	10/27/20	J.M.
-	B	EN-4109	02/18/20	J.M.
-	A	EN-4022	11/11/19	J.M.
-	-	EN-3910	07/11/19	J.M.

Ray Smith Digitally signed by Ray Smith Date: 2022.02.08 11:55:17 -05'00'

COPYRIGHT 2005 BRASSTECH, INC. THESE DRAWINGS AND THE DESIGNS DEPICTED HEREIN ARE THE PROPRIETARY PROPERTY OF BRASSTECH. ANY USE OR REPRODUCTION IS SUBJECT TO THE EXPRESS APPROVAL OF BRASSTECH. UNAUTHORIZED USE IS STRICTLY PROHIBITED. ALL RIGHTS RESERVED.

TESTING	-	-	-
ASSEMBLY	-	-	-
PLATING	-	-	-
POLISHING	-	NEXT ASSY	USED ON
MACHINING	-	APPLICATION	
TOOLING FIXTURE #		REMOVE ALL BURRS AND SHARP EDGES	

UNITS ARE: INCHES [MM]
TOLERANCES ARE:
FRACTIONS ±1/16" DECIMALS .X ±.1 [2.5] .XX ±.06 [1.5] ANGLES ±1°
(X.XXX) DENOTES CRITICAL DIMS.
ALL THREADS ARE CRITICAL

DRAWN	G.B.	07/11/19
CHECKED	J.M.	07/11/19
APPROVED	J.M.	07/11/19

BRASSTECH INCORPORATED
2001 CARNEGIE AVE.
SANTA ANA, CA 92705
(949) 417-5207

8" TOWEL BAR

DWG NO. 990-1200 REV D

SCALE 0.350 REF. - SHEET 1 OF 2

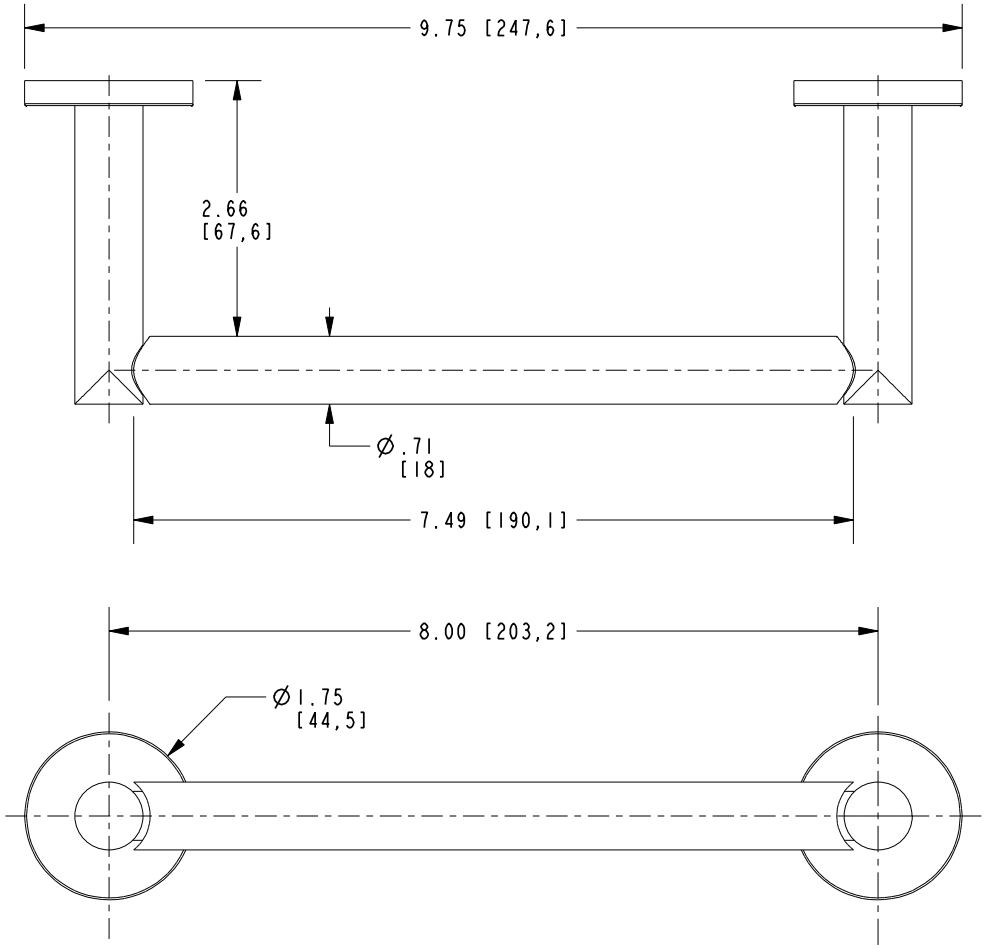

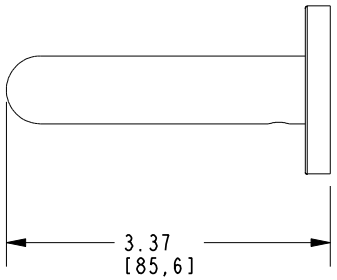

BRASSTECH INCORPORATED
2001 E. CARNEGIE AVE.
SANTA ANA, CA 92705
(949) 417-5207

DWG NO.	REV
990-1200	D

SCALE	REF.	SHEET
0.500	-	2 OF 2