



Product Materials

FRAME: One-piece, roll-formed stainless steel with bright annealed finish. Channel is 3/4" x 3/4" x 7/16" with 90° mitered corners. Double strength continuous integral stiffener on all sides for added strength.

BACK: Galvanized steel.

MIRROR: First quality 1/4" float glass, thermosetting infrared-cured paint backing with Poly-Glaze protective finish. Manufactured in accordance with ASTM C 1036 and ASTM C 1503. All edges protected by shock-absorbing, neoprene tubing. The back of the mirror is protected by a sheet of 1/4" extruded polystyrene, which is placed between the mirror and the galvanized steel.

SHELF: 18-gauge stainless steel with exposed surfaces in architectural satin finish. Flanged front and side, welded to frame.

SHELF BRACKETS: 16-gauge stainless steel are provided on units exceeding 48" width.

Installation

Verify all rough-in dimensions prior to installation. Secure concealed mounting bracket to wall with screws (not included) at holes provided. Mounting kits available through Bradley (ref. #899-026). For more information, visit bradleycorp.com. Provide in-wall backing at mounting screw locations. Position mirror over mounting bracket to engage hanger tabs. Slide mirror down and lock into position.

Guide Specification

Mirror shall be framed with one-piece, roll-formed stainless steel with 3/4" face and neatly mitered corners. Double strength continuous integral stiffener on all sides. Back of unit shall be galvanized steel. Separate mounting brackets for concealed mounting. Integral 18-gauge stainless steel shelf shall have front and side flanges with welded and polished corners. Mirror shall be of first quality 1/4" polished float glass, guaranteed for 15 years against silver spoilage and protected by shock-absorbing, neoprene tubing with Poly-Glaze protective finish.

ADA Compliant

- ☒ Consult local and national accessibility codes for proper installation guidelines.
- ☒ Conformity and compliance to local and national codes is the responsibility of the installer.



Models (Must select one)

Model 7815-016200	16" x 20" Mirror
Model 7815-016240	16" x 24" Mirror
Model 7815-018240	18" x 24" Mirror
Model 7815-018300	18" x 30" Mirror
Model 7815-018360	18" x 36" Mirror
Model 7815-024300	24" x 30" Mirror
Model 7815-024360	24" x 36" Mirror BradEX ®

Optional Features

Features	Suffix
1/4" tempered glass mirror in lieu of polished float glass mirror ¹	-2

¹ Optional feature is only available for select styles: 18" x 30", 18" x 36" and 24" x 36".

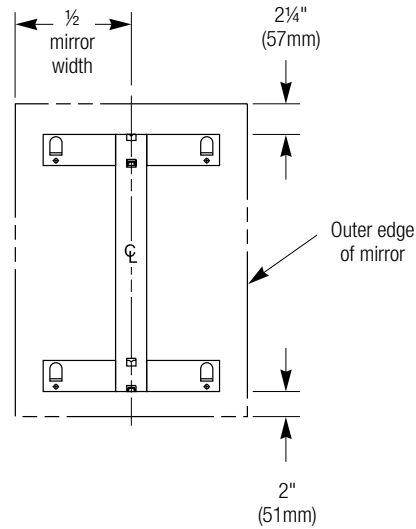
- ☒ An inherent characteristic of a manufacturing process for tempered glass is distortion which may vary from mirror to mirror.
- ☒ Bradley mirrors are not field interchangeable from horizontal to vertical or vice versa. Always specify width first.

Orders composed of products indicated as **BradEX**® will be available to ship in three days after receipt of order at the factory. There is no pricing penalty for this service from Bradley.

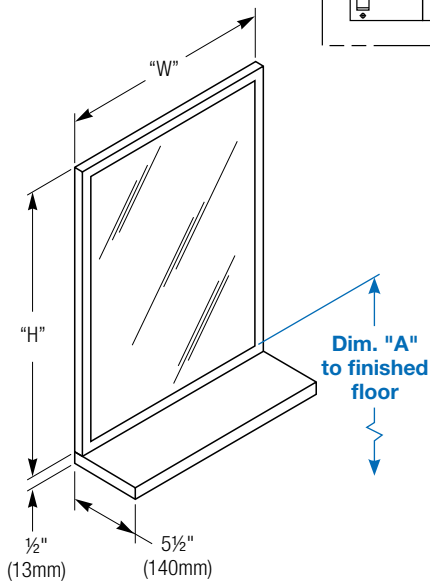
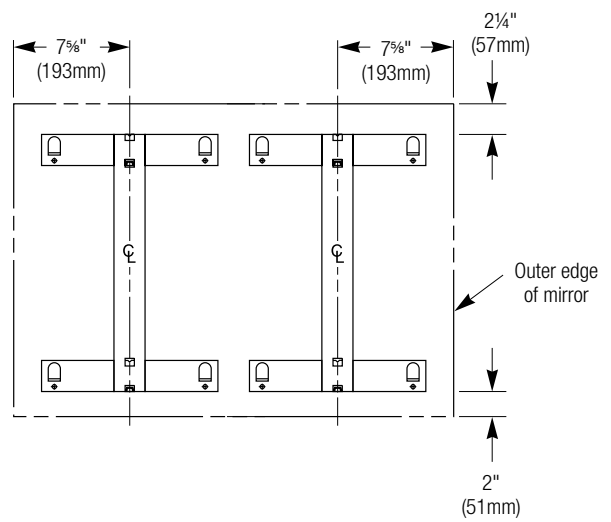


Dimensions

MIRRORS 30" WIDE AND UNDER



MIRRORS OVER 30" WIDE



Dim. "A" Key Surface:	For Dim. "A"	Bottom of Unit
Mirror's bottom edge of the reflecting surface to finished floor	40" (1016mm)	38 3/4" (984mm)
	37" (940mm)	35 3/4" (908mm)
	34" (864mm)	32 3/4" (832mm)
Rough wall opening:		
Surface Mount:	No rough wall opening, see overall dimensions	

Orders composed of products indicated as **BradEX**® will be available to ship in three days after receipt of order at the factory. There is no pricing penalty for this service from Bradley.