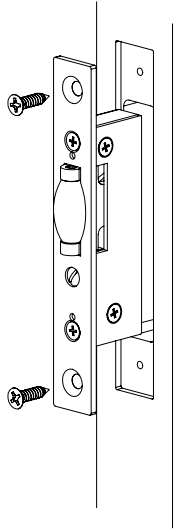
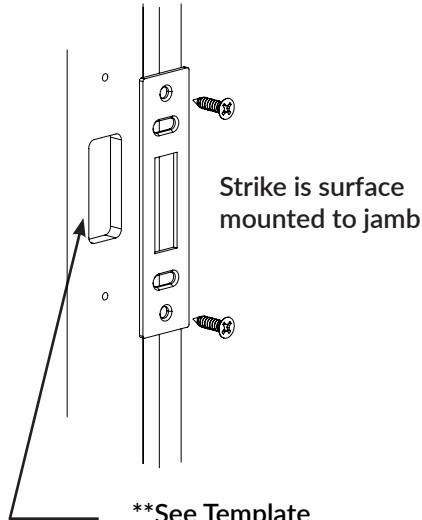


1. Install Lock



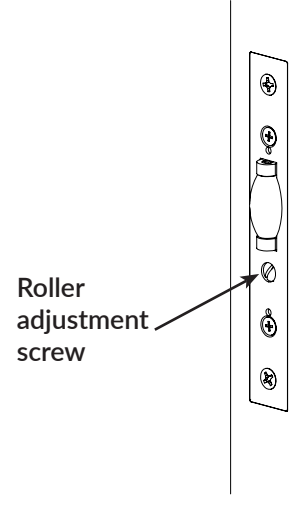
See Template for door prep

2. Install Strike



See Template for jamb prep

3. Adjust Roller



Adjust roller so it does not hit the door jamb when door closes

Only the 3/4" x 1-3/4" rectangle should be mortised in the door jamb. The strike plate should not be mortised as it could impede the function of the roller latch and potentially cause damage to the door jamb.