

Bauhaus Appliance Pull

		Product Code Overall Length Dimension C-to-C Projection(P) Width(B)
		86345 12 9/16" 12" 1 7/8" 1" 86346 18 5/8" 18" 1 7/8" 1"

Bar Appliance Pull

		Product Code Overall Length Dimension C-to-C Projection(P) Width(W)
		86351 15 1/4" 12" 2" 7/8" 86352 21 1/4" 18" 2" 7/8"

Trail Appliance Pull

		Product Code Overall Dimension C-to-C Projection(P) Width (B)
		86440 13" 12" 2" 1 1/16" 86441 19" 18" 2" 1 1/16"

Spindle Appliance Pull

		Product Code Overall Length Dimension C-to-C Projection(P) Width(W) Center Only
		86343 14 1/2" 12" 2 1/8" 3/4" 86344 20 1/2" 18" 2 1/8" 3/4"



Trinity Appliance Pull

		Product Code Overall Length Dimension C-to-C Projection(P) Width(W)
		86444 13" 12" 1 3/4" 1" 86445 19" 18" 1 3/4" 1"


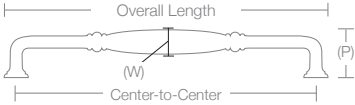
Alexander Appliance Pull

		Product Code Overall Length Dimension C-to-C Projection(P) Width(W)
		86442 13" 12" 2" 1/2" 86443 19" 18" 2" 1/2"

Sandcast Bronze Rail Appliance Pull

		Product Code	Overall Length	Dimension C-to-C	Projection(P)	Width(B)
		86349	12 13/16"	12"	2"	9/16"
		86350	18 13/16"	18"	2"	1/2"

Tuscany Bronze Fluted Appliance Pull

		Product Code	Overall Length	Dimension C-to-C	Projection(P)	Width(B) Center Only
		86347	12 15/16"	12"	2"	7/8"
		86348	18 15/16"	18"	2"	7/8"