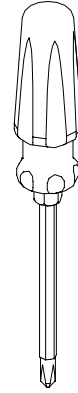


Installation Instructions - Door Bumpers

Low Base Style Door Bumper

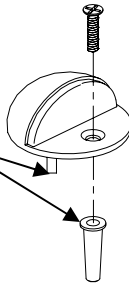


Goose Style Door Bumper

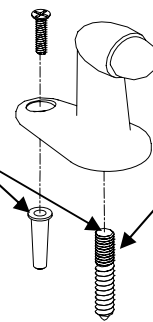


Note: Before drilling, determine the best location for bumper that suits your door stop needs.

Drill two 1/4" holes on floor 3/4" apart for metal stud & plastic anchor.



Drill two 5/16" holes on floor 7/16" apart for stud & plastic anchor.



Install threaded stud to bumper



IN4-DOORBUMPERS

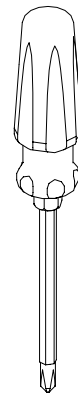
REV. 04-19-18

Installation Instructions - Door Bumpers

Low Base Style Door Bumper

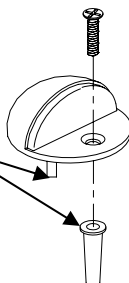


Goose Style Door Bumper

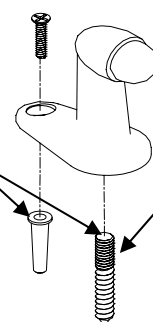


Note: Before drilling, determine the best location for bumper that suits your door stop needs.

Drill two 1/4" holes on floor 3/4" apart for metal stud & plastic anchor.



Drill two 5/16" holes on floor 7/16" apart for stud & plastic anchor.



Install threaded stud to bumper



IN4-DOORBUMPERS

REV. 04-19-18