
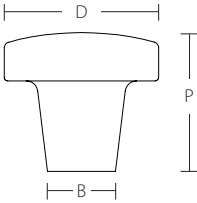

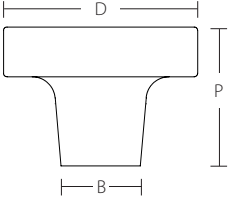



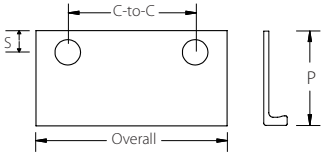
Sandcast Bronze Rustic Modern Round Knob

		Product Code Dimension(D) Projection(P) Base Diameter(B)
		86660 1 3/8" 1 1/4" 5/8"
		86661 1 3/4" 1 3/8" 3/4"


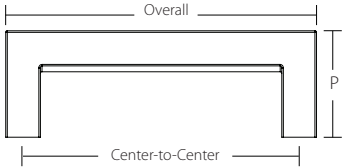
Sandcast Bronze Rustic Modern Square Knob

		Product Code Dimension(D) Projection(P) Base Diameter(B)
		86662 1 1/4" 1 1/8" 5/8"
		86663 1 5/8" 1 1/4" 3/4"


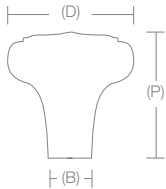
Sandcast Bronze Rustic Modern Edge Pull

		Product Code C-to-C Overall Projection(P) Screw-to-Edge(S)
		86664 1 1/2" 3" 2 1/8" 1/4"
		86665 4 1/2" 6" 2 1/8" 1/4"
		86666 10 1/2" 12" 2 1/8" 1/4"


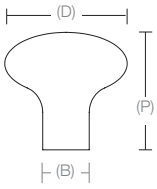
Sandcast Bronze Rustic Modern Rectangular Pull

		Product Code C-to-C Overall Projection(P) Width(W)	
		86667 3 1/2" 4" 1 3/8" 1/2"	
		86668 4" 4 1/2" 1 3/8" 1/2"	
		86669 5" 5 1/2" 1 3/8" 1/2"	
		86670 6" 6 1/2" 1 3/8" 1/2"	
		86671 8" 8 1/2" 1 3/8" 1/2"	
		86672 10" 10 1/2" 1 3/8" 1/2"	
		86673 12" 12 1/2" 1 3/8" 1/2"	
		Also available in Appliance Pulls:	
		86674 12" 12 5/8" 1 3/4" 3/8"	
86675 18" 18 5/8" 1 3/4" 3/8"			


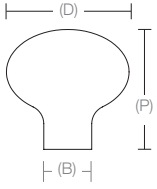
Sandcast Bronze Barn Knob

		Product Code	Dimension(D)	Projection(P)	Base Diameter(B)
		86338	1"	1"	3/8"
		86339	1 1/4"	1 1/8"	4/9"
		86340	1 3/4"	1 1/2"	5/8"


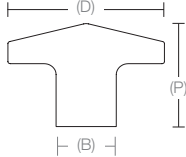
Sandcast Bronze Round Knob

		Product Code	Dimension(D)	Projection(P)	Base Diameter(B)
		86057	1"	1"	1/2"
		86058	1 1/4"	1 1/8"	1/2"
		86117	1 3/4"	1 1/2"	5/8"

Sandcast Bronze Egg Knob

		Product Code	Dimension(D)	Projection(P)	Base Diameter(B)
		86052	1"	1"	1/2"
		86053	1 1/4"	1 1/4"	1/2"
		86217	1 3/4"	1 5/8"	5/8"


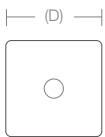
Sandcast Bronze Square Knob

		Product Code	Dimension(D)	Projection(P)	Base Diameter(B)
		86145	1 1/4"	1"	1/2"
		86146	1 5/8"	1 1/8"	5/8"


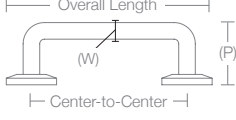
Sandcast Round Back Plate

		Product Code	Dimension(D)	Thickness
		86341	1 1/4"	1/8"



Sandcast Square Back Plate

		Product Code	Dimension(D)	Thickness
		86342	1 1/4"	1/8"


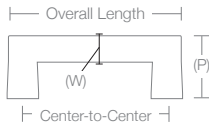
Sandcast Bronze Rod Pull

		Product Code	Overall Length	Dimension C-to-C	Projection(P)	Width(W)
		86054	4"	3"	1 1/4"	3/8"
		86055	4 1/2"	3 1/2"	1 1/4"	3/8"
		86056	5"	4"	1 1/4"	3/8"
		86253	7"	6"	1 1/4"	3/8"


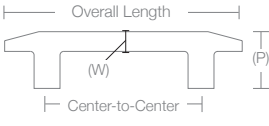
Sandcast Bronze Twig Pull

		Product Code	Overall Length	Dimension C-to-C	Projection(P)
		86061	4 1/8"	3"	1 1/4"
		86062	4 1/2"	3 1/2"	1 1/4"
		86063	4 7/8"	4"	1 1/4"
		86252	7 3/8"	6"	1 1/4"


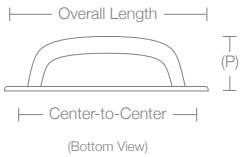
Sandcast Bronze Rail Pull

		Product Code	Overall Length	Dimension C-to-C	Projection(P)	Width(W)
		86332	3 1/2"	3"	1 1/4"	3/8"
		86333	4"	3 1/2"	1 1/4"	3/8"
		86334	4 1/2"	4"	1 1/4"	3/8"
		86335	6 1/2"	6"	1 3/8"	3/8"
		86336	8 1/2"	8"	1 3/8"	3/8"
		86337	10 1/2"	10"	1 3/8"	3/8"
<i>Also available in Appliance Pulls:</i>						
		86349	12 3/4"	12"	2"	9/16"
		86350	18 3/4"	18"	2"	1/2"


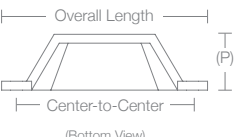
Sandcast Bronze Pyramid Pull

		Product Code	Overall Length	Dimension C-to-C	Projection(P)	Width(W)
		86328	4 1/2"	3"	1"	1"
		86329	5"	3 1/2"	1"	1"
		86330	5 1/2"	4"	1"	1"
		86331	7 1/2"	6"	1 1/8"	1 1/8"

Sandcast Bronze Ranch Bin Pull

		Product Code	Overall Length	Dimension C-to-C	Height	Projection(P)	Width(W)
		86326	3 1/2"	3"	1 5/8"	1"	1 1/2"
		86327	4 5/8"	4"	1 3/4"	1"	1 1/2"

Sandcast Bronze Bin Pull

		Product Code	Overall Length	Dimension C-to-C	Height	Projection(P)	Width(W)
		86051	3 3/8"	3"	1 1/2"	1"	1 1/2"
		86050	4 1/2"	4"	1 5/8"	1"	1 1/2"