

artos[®]

TS171

TECHNICAL SPECIFICATIONS

trova shower set, square

BRUSHED NICKEL(BN)



CHROME(CH)



BLACK(BK)



artos[®]

TS171

OPERATING SPECIFICATIONS

trova shower set, square



FEATURES

Adjustable Flow

INCLUDES

Valve-Trim

OPERATING PRESSURE

Minimum: 15 psi

Maximum: 125 psi

Above 90psi it may be necessary to install a pressure reducer

OPERATING TEMPERATURE

Maximum: 176°

FLOW CAPACITY

Shower Head: 1.8 USGPM

STANDARDS

ASSE 1016-2011 | ASME_A112.1016-2011 | CSA B125:16-11



artos[®]

TS171

PRODUCT DIMENSIONS

trova shower set, square



OPERATING PRESSURE

Minimum: 15 psi

Maximum: 75 psi

Above 90psi it may be necessary to install a pressure reducer

OPERATING TEMPERATURE

Maximum: 176°

FLOW RATE

1.8 USGPM

APPROVALS

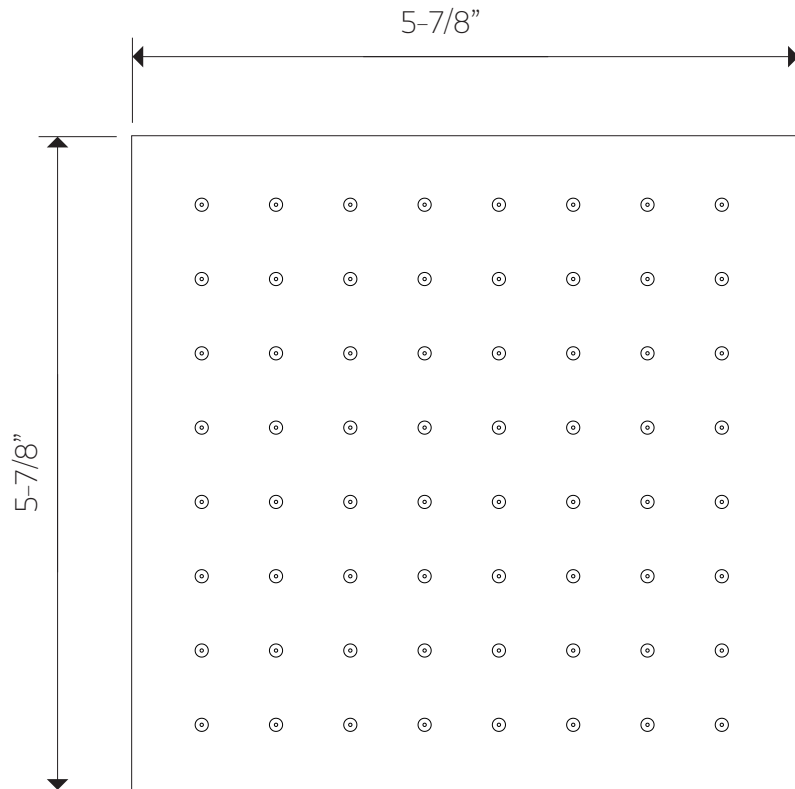
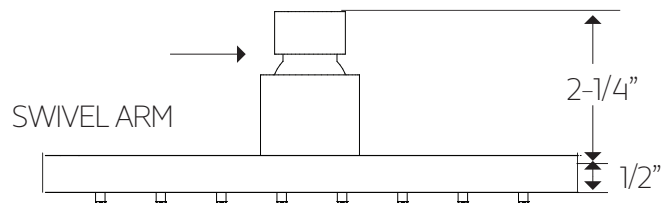
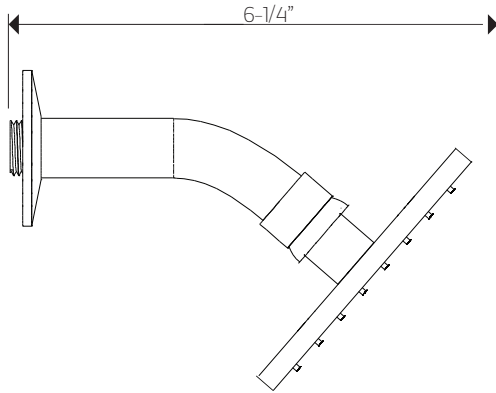


artos[®]

TS171

PRODUCT DIMENSIONS

trova shower set, square



artos[®]

TS171

OPERATING SPECIFICATIONS

trova shower set, square



MIXED WATER TEMPERATURE

Maximum: 120°F

HOT WATER SUPPLY TEMPERATURE

Maximum: 185°F

Minimum: 50°F

Advisable: 150°F- 160°F

Minimum difference between hot mixed temperature 50°F

OPERATING PRESSURE

Maximum: 125psi

Minimum: 20psi

Recommended: 30psi- 95psi

Operating pressures (on hot and cold lines) should be kept as balanced as possible, in order to assure the maximum efficiency.

artos[®]

TS171

PRODUCT SPECIFICATIONS

trova shower set, square

