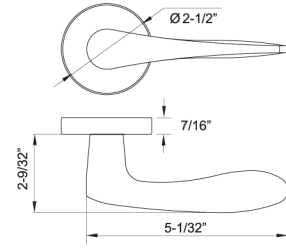


344 Ecco



Material

Stainless Steel Levers and Escutcheons

Standard Finishes

- Satin Stainless Steel (630/US32D)
- Bright Polished Stainless Steel (629/US32)

Functions

Tubular Latch Set w/RA, SE, GT* Rose

Passage, 2-3/8" backset = L61
 Passage, 2-3/4" backset = L71
 Privacy, 2-3/8" backset = L62
 Privacy, 2-3/4" backset = L72
 Single Dummy Left = DL
 Single Dummy Right = DR
 Full Dummy = DL + DR
 Communicating/Exit;
 2-3/8" backset = CM6
 2-3/4" backset = CM7
 * See Page 3.1 for RA/SE Rose details
 GT rose coming soon

Tubular Entry Set w/Deadbolt & w/LA Plate or SF Plate;

2-3/8" backset = C63
 2-3/4" backset = C73
 * See Page 3.3 for details

Mortise Handle Set w/NY Plate MR Mortise Backset: 2-3/4"

Entrance = MR720
 Dummy = EDP
 * See Page 3.6 for details

Door Thickness

1-3/8" to 1-3/4" (35mm to 44mm)
 Thick door kits available.

Features

- Concealed fixings
- Spring assisted chassis
- Same lever design with multiple escutcheons and functions to suit different applications

Mortise Set w/RA, SE, GT Rose or w/LA, SF, SM* Plate

MC Mortise Backset: 2-3/4"
 Passage = MC701
 Privacy = MC722
 Storeroom = MC707
 Classroom = MC705
 Entrance = MC720
 Entry w/o Toggle = MC738
 Entry w/o Deadbolt = MC704
 Dummy = MDP

* See Page 3.2 and 3.4 for details
 GT and SM mortise set coming soon

Multipoint Trim w/MU Plate*

Key to Lever Distance: 3-5/8" (92mm)
 Passage = MA10
 Patio US Cylinder = MA15
 Entry US Cylinder = MA55
 Patio Euro Cylinder = MA25
 Entry Euro Cylinder = MA35
 Half Passage/Half Dummy = MA20
 Full Dummy = MADP

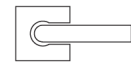
* MU plate coming soon



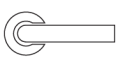
Escutcheon Options



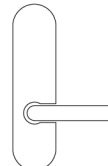
RA Rose
2-1/2" Dia.
(64mm Dia.)



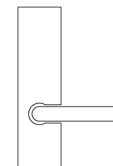
SE Rose
2-3/8" Sq.
(60mm Sq.)



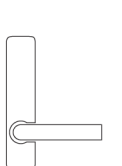
GT Rose
2-1/16" Dia.
(53mm Dia.)



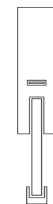
LA Plate
10-1/2" x 2-1/2"
(267x63mm)



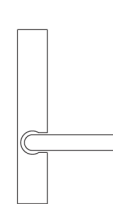
SF Plate
10-1/2" x 2-1/2"
(267x63mm)



SM Plate
8-7/8" x 1-5/8"
(226x42mm)



NY Plate
17-1/8" x 2-1/2"
(453 x 63mm)



MU Plate
10-1/2" x 1-5/8"
(267x42mm)

How to Order/Specify:

Rose/Plate	Lever	Function	Finish	Handing*	Other
RA	344	L61	32D	-	-

* Handing required on single dummy, entry, mortise, multipoint functions and custom set.