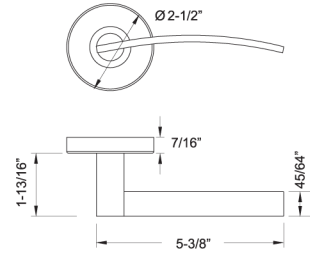


# 217 Horizon



## Material

Stainless Steel Levers and Escutcheons

## Standard Finishes

- Satin Stainless Steel (630/US32D)
- Bright Polished Stainless Steel (629/US32)

## Functions

### Tubular Latch Set w/RA, SE, GT\* Rose

- Passage, 2-3/8" backset = L61
  - Passage, 2-3/4" backset = L71
  - Privacy, 2-3/8" backset = L62
  - Privacy, 2-3/4" backset = L72
  - Single Dummy Left = DL
  - Single Dummy Right = DR
  - Full Dummy = DL + DR
  - Communicating/Exit;
    - 2-3/8" backset = CM6
    - 2-3/4" backset = CM7
- \* See Page 3.1 for RA/SE Rose details  
GT rose coming soon

### Tubular Entry Set w/Deadbolt & w/LA Plate or SF Plate;

- 2-3/8" backset = C63
  - 2-3/4" backset = C73
- \* See Page 3.3 for details

### Mortise Handle Set w/NY Plate MR Mortise Backset: 2-3/4"

- Entrance = MR720
  - Dummy = EDP
- \* See Page 3.6 for details

## Door Thickness

1-3/8" to 1-3/4" (35mm to 44mm)  
Thick door kits available.

## Features

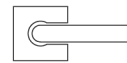
- Concealed fixings
- Spring assisted chassis
- Same lever design with multiple escutcheons and functions to suit different applications



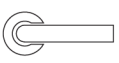
## Escutcheon Options



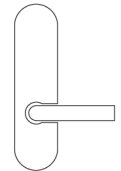
RA Rose  
2-1/2" Dia.  
(64mm Dia.)



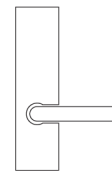
SE Rose  
2-3/8" Sq.  
(60mm Sq.)



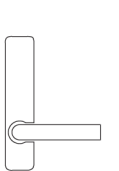
GT Rose  
2-1/16" Dia.  
(53mm Dia.)



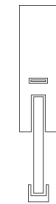
LA Plate  
10-1/2" x 2-1/2"  
(267x63mm)



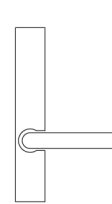
SF Plate  
10-1/2" x 2-1/2"  
(267x63mm)



SM Plate  
8-7/8" x 1-5/8"  
(226x42mm)



NY Plate  
17-1/8" x 2-1/2"  
(453 x 63mm)



MU Plate  
10-1/2" x 1-5/8"  
(267x42mm)

### Mortise Set w/RA, SE, GT Rose or w/LA, SF, SM\* Plate

- MC Mortise Backset: 2-3/4"
- Passage = MC701
- Privacy = MC722
- Storeroom = MC707
- Classroom = MC705
- Entrance = MC720
- Entry w/o Toggle = MC738
- Entry w/o Deadbolt = MC704
- Dummy = MDP

\* See Page 3.2 and 3.4 for details  
GT and SM mortise set coming soon

### Multipoint Trim w/MU Plate\*

- Key to Lever Distance: 3-5/8" (92mm)
- Passage = MA10
- Patio US Cylinder = MA15
- Entry US Cylinder = MA55
- Patio Euro Cylinder = MA25
- Entry Euro Cylinder = MA35
- Half Passage/Half Dummy = MA20
- Full Dummy = MADP

\* MU plate coming soon

## How to Order/Specify:

Rose/Plate	Lever	Function	Finish	Handing*	Other
RA	217	L61	32	-	-

\* Handing required on single dummy, entry, mortise, multipoint functions and custom set.