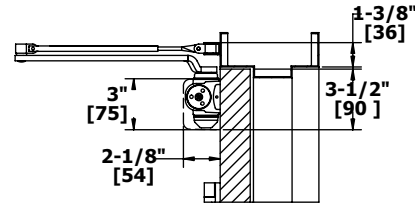
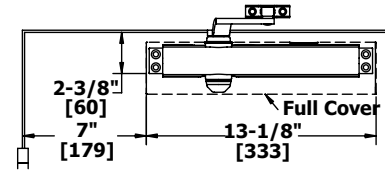


5200 SERIES - APPLICATIONS

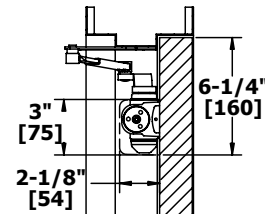
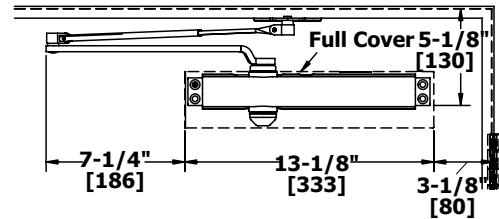
REGULAR ARM MOUNT (PULL SIDE)

Opening:	Templating allows up to 180°
Hold Open:	Hold open points 90° up to 180° with hold open arm
Frame Face:	1-3/8" (35 mm)
Ceiling Clearance:	<ul style="list-style-type: none"> • 1-3/4" (45 mm) minimum • 1-5/8" (41 mm) minimum for hold open arm
Top Rail:	<ul style="list-style-type: none"> • 2-1/2" (64 mm) minimum without drop plate • 1-5/8" (38 mm) minimum with drop plate, 5918
Top Rail Clearance:	3-1/2" (89 mm) minimum



PARALLEL ARM MOUNT (PUSH SIDE)

Opening:	Templating allows up to 180°
Hold Open:	Hold open points 90° up to 180° with hold open
Top Rail:	<ul style="list-style-type: none"> • Standard hollow metal 5/8" frame stop • 5-3/8" (137 mm) minimum
Top Rail Clearance:	6-1/4" (159 mm) minimum



TOP JAMB MOUNT (PUSH SIDE)

Opening:	Templating allows up to 180°
Hold Open:	Hold open points 90° up to 180° with hold open
Frame Face:	<ul style="list-style-type: none"> • 1-7/8" (48 mm) minimum • 1-1/8" (29 mm) minimum with drop plate, 5918
Ceiling Clearance:	<ul style="list-style-type: none"> • 2-3/4" (70 mm) minimum • 1-5/8" (41 mm) minimum with drop plate, 5918
Top Rail:	2" (51 mm) minimum
Top Rail Clearance:	<ul style="list-style-type: none"> • 2-1/4" (57 mm) minimum • 2-1/2" (64 mm) minimum for hold-open • 3-3/8" (86 mm) minimum with drop plate, 5918 • 3-5/8" (92 mm) minimum for hold open with drop plate

