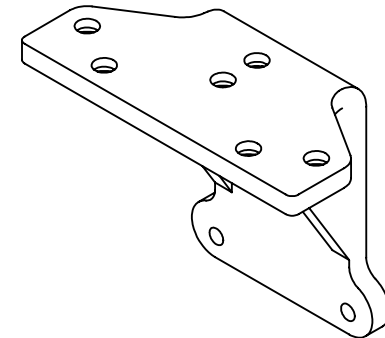
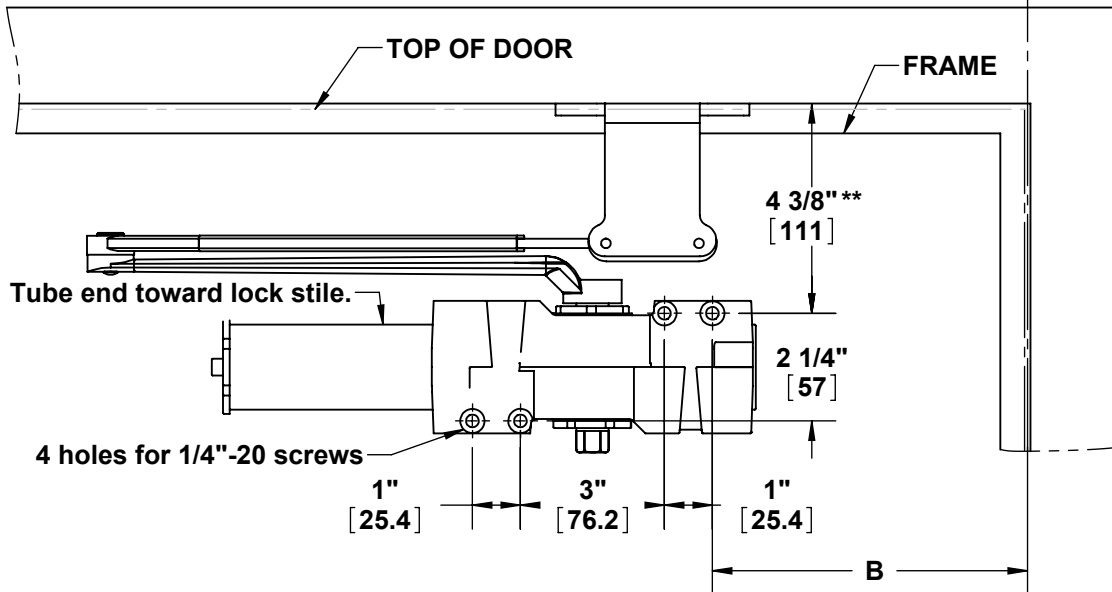
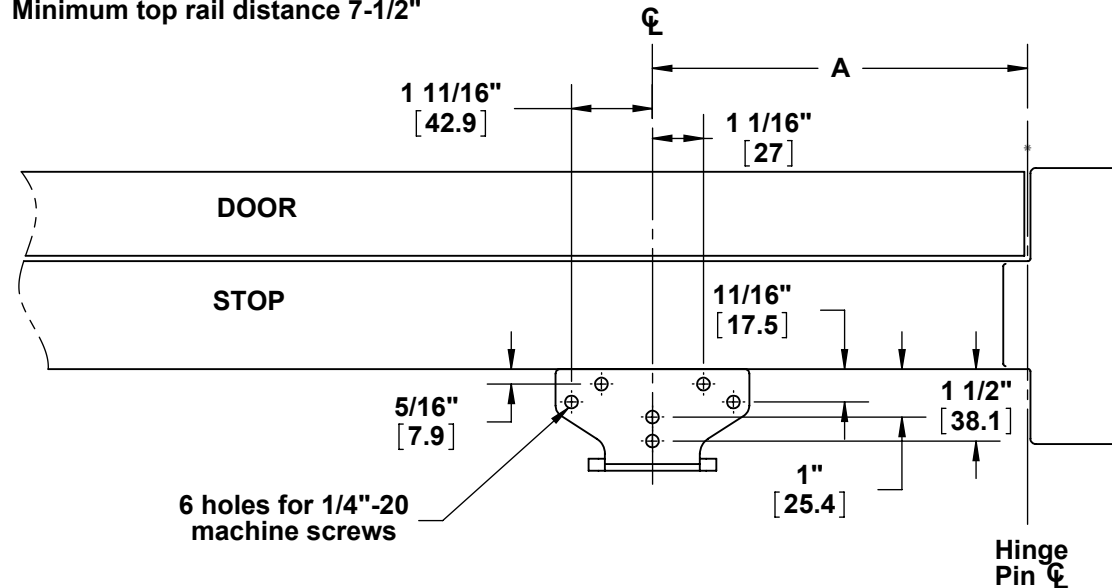


Right hand shown-Left hand opposite  
Minimum top rail distance 7-1/2"



Screw pack contains:  
5 pcs 1/4" x 1-1/2" self-taping & drilling flat head wood screw  
5 pcs 1/4"-20 x 1-1/2" self-taping & drilling flat head metal screw

Opening	Dimension 'A'	Dimension 'B'
up to 90°	11-1/2" (292mm)	9-1/2" (241mm)
90° to 120°	10" (254mm)	8" (203mm)
120° to 180°	7-7/8" (200mm)*	6-1/2" (165mm)

\* Door/Wall/Hardware/Jamb conditions permitting.  
\*\*This dimension is always from the same surface that the drop bracket is mounted.

Reference 5100 closer instructions  
for further closer installation detail.



**PROPRIETARY & CONFIDENTIAL**  
THE INFORMATION CONTAINED  
IN THIS DRAWING IS THE SOLE  
PROPERTY OF HAGER  
COMPANIES. ANY REPRODUCTION  
IN PART OR AS A WHOLE WITHOUT  
THE WRITTEN PERMISSION OF  
HAGER COMPANIES IS PROHIBITED.

HAGER RESERVES  
THE RIGHT TO  
MAKE DESIGN  
CHANGES  
WITHOUT NOTICE.  
CALL HAGER  
ENGINEERING AT  
1-800-325-9995  
FOR THE LATEST  
REVISION DATE  
OF TEMPLATE.

MATERIAL	Material <not specified>
FINISH	-
DO NOT SCALE DRAWING	

DRAWN	NJ	2/9/2010
ENG. APPR.	-	-
Q.A.		
TOLERANCES: FRACTIONAL: ±0.015" ANGULAR: MACH: ±1° BEND: ±1° TWO PLACE DECIMAL: ±0.01" THREE PLACE DECIMAL: ±0.004"		

5935(5100) EXTRA CLEARANCE BRACKET		REV.	02
SIZE	DWG. NO.	I-CL00276	
SCALE: 1:4	WEIGHT:	SHEET 1 OF 1	