

Cam Assembly Instructions

For 1-1/8" Diameter Cam Locks

► For 1-1/8" Diameter Cam Locks 720, 820, 920, CR25, ME93, SA54, and YA93 (excludes 720B-DM)

NOTE: These instructions do not apply to the 720B-DM direct drive cam lock. The 720B-DM uses different cams and cam shifter mechanism.

Above referenced 1-1/8" diameter cam locks ship standard with A, B and C cam shifters (pictured below).



720-CDLM

lost motion cam shifter
(non-key-retaining)



720-CDDM

key retaining
door cam shifter

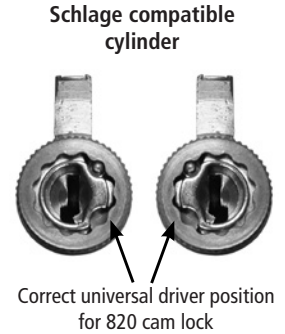


720-KR

key retaining
drawer cam shifter

820 requires proper installation of universal driver into back of cylinder (see picture at right)

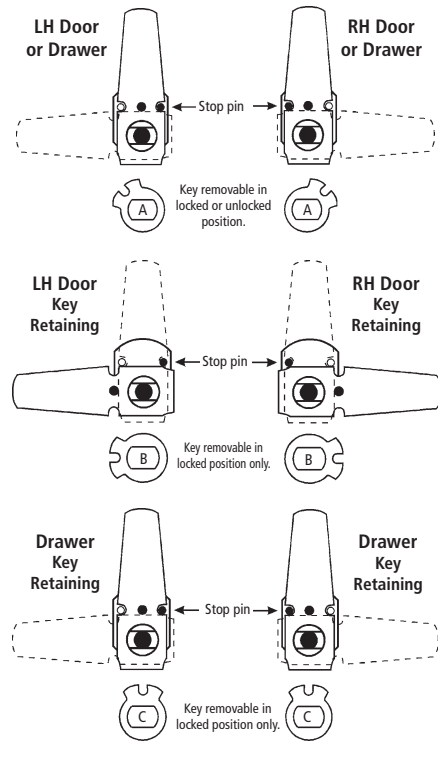
The 820 Series includes universal driver (item no. 10-360). For cam rotation to work properly, the supplied universal driver must be installed under the cap at the back of the cylinder in either of the 2 vertical positions indicated at the right (with tab to the left or right only). DO NOT install universal driver in the horizontal (tab up) position.



The cam shifter and cams must be assembled per the below instructions to achieve the proper handing and operation. To make cam assembly easier, it is recommended that a core is installed into the lock before the cam and cam shifter is assembled onto the back of the lock.

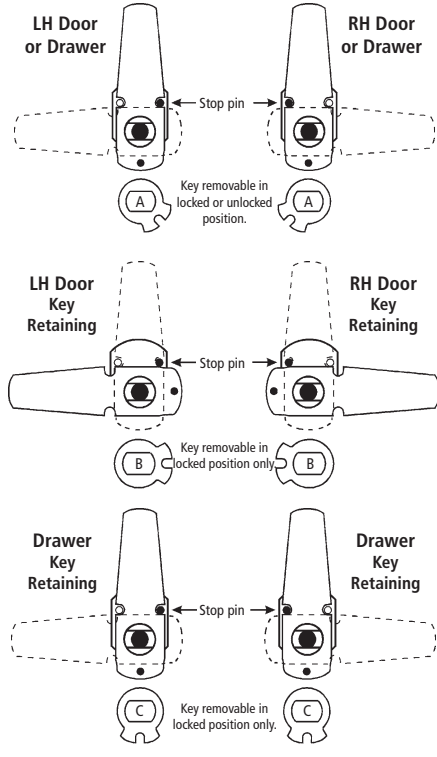
BOX A

720-3-2 VERTICAL CAM / 720-3-4 LONG 3" CAM
IMPORTANT: If your cam has a brass pin between the two notched cut outs, use these instructions, otherwise see Box B.

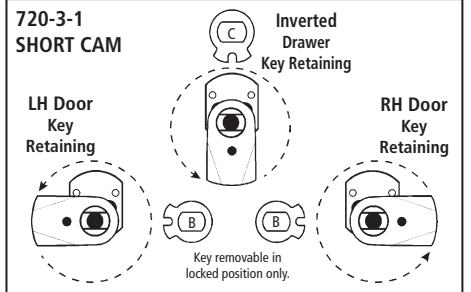
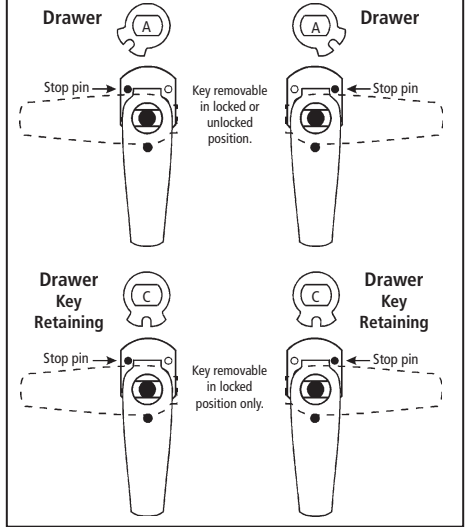


BOX B

720-3-2 VERTICAL CAM / 720-3-4 LONG 3" CAM
IMPORTANT: If your cam has a brass pin on the bottom of the cam, use these instructions, otherwise see Box A.



720-3-3 INVERTED CAM / 720-3-5 INVERTED CAM



**OLYMPUS
LOCK**

Tel: 206.362.3290 | 800.525.0954
Fax 206.362.3569 | www.olympuslock.com



The following warning is applicable to all parts listed on this page:
WARNING: This product can expose you to chemicals including chromium, which is known to the State of California to cause cancer and birth defects or other reproductive harm. for more information go to www.P65Warnings.ca.gov.