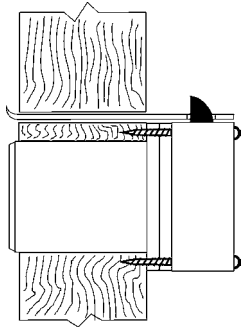
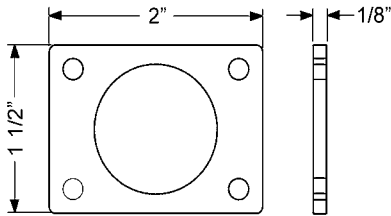


# Installation Instructions

## L92V



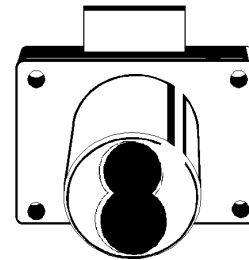
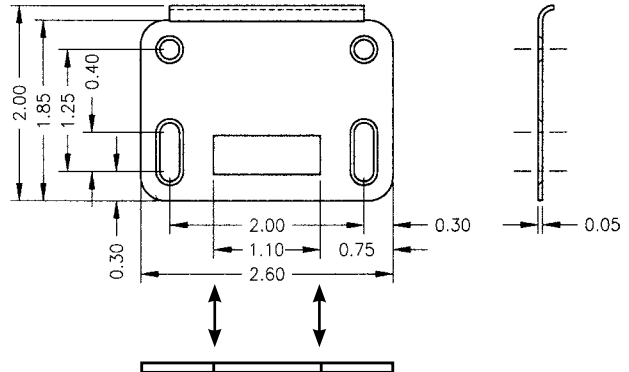
**Note:** Strike must be mounted so that spring latch mechanism projects through strike slot when the drawer is closed.



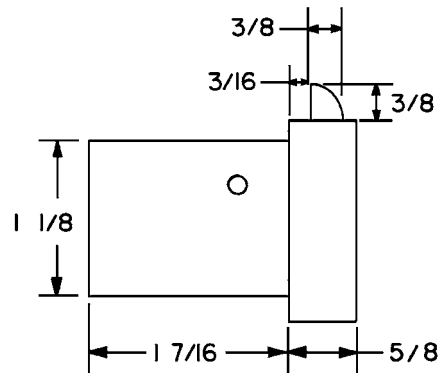
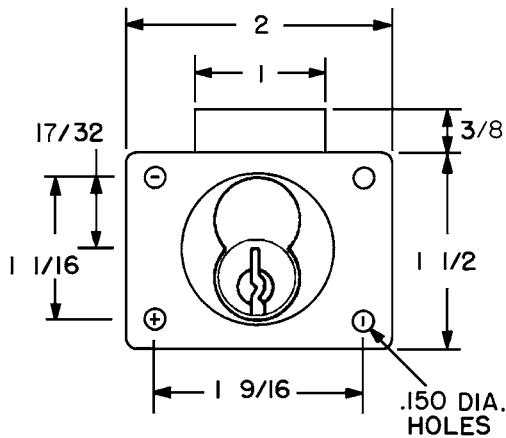
**10-350 - 1/8" spacer**

**Note:** Use of spacers and strike depends on application and material thickness.

**L78ST-1 lip strike**  
Provided with each lock



**Note:** For correct lock function, line up latch with slot in provided lip strike.



Title

Installation instructions for L92V series cabinet drawer lock

Series  
**L92V**

Barrel Length  
**1-7/16"**

Bolt type  
**Latch**

Mounting  
**Surface**

Revision Date  
**03/2013**

**OLYMPUS**  
**LOCK, INC.**