



Shower - Tara.
Exposed shower set - polished chrome
Article number: 26 633 892-00 0010



- Projection 16-1/2"
- Rainshower
- Rain shower with descaling system
- Rain shower Ø 8-5/8"
- Rain shower water flow rate limited to max. 1.8 gpm
- Shower head / hand shower diverter
- Height from center of faucet to bottom of rainhead 39-5/8"
- Wall bracket with flange Ø 2-1/8"
- Flange for wall connection Ø 2-1/4"
- Shower mixer with flange Ø 2-1/2"
- Center to center 5-7/8" ± 1/2"
- 59" metal shower hose
- 1/2" connection
- NOTE: Local building codes may require the use of an anti-scald device. Please refer to remote pressure balance valve (35 910 970 90)
- Internal backflow preventer.
- NOTE: Hand shower sold separately. Please see hand shower options under the miscellaneous articles section of each series.



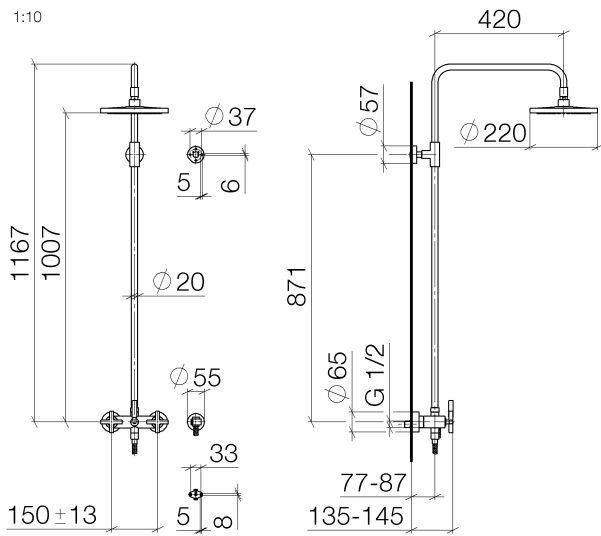
polished chrome

Accessory is required for this item.



Shower - Tara.
Exposed shower set - polished chrome
Article number: 26 633 892-00 0010

Dimensional drawing



All dimensions in mm / inch = mm x 0,0394



Shower - Tara.

Exposed shower set - polished chrome

Article number: 26 633 892-00 0010

Other surface finishes




platinum matte

26 633 892-06 0010




platinum

26 633 892-08 0010



white matte

26 633 892-10 0010




Dark Brass matte

26 633 892-16 0010




Dark Bronze matte

26 633 892-17 0010




Brushed Durabrass

26 633 892-28 0010



black matte

26 633 892-33 0010

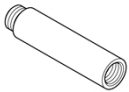


Dark Platinum matte

26 633 892-99 0010

More custom finish options are available via special production (xTra Service). Please see our finish matrix for availability and pricing or contact a Dornbracht representative.

Required article



35 080 970-90 0010

Rough-in adapter -