




## Bathtub - Tara.

Deck-mounted tub mixer, with hand shower set for deck-mounted tub installation - polished

Article number: 27 512 882-00



- 8-5/8" Projection
- Hand shower set: Standard spray
- Spout: Round aerated stream
- Hand shower set with anti-scale technology
- Descaling system
- Integrated diverter
- Total height 11-3/8"
- Height to aerator/spout outlet 5-3/8"
- Valve hole diameter 1-1/4"
- Spout hole diameter 1-1/4"
- Hole diameter for hand shower set 1-1/4"
- 2-1/8" diameter flange for spout
- Hand shower set with flange Ø 2"
- Valve with flange Ø 2-1/8"
- Metal shower hose 68-7/8" with anti-twist device
- Water flow rate limited to max. 6.2 gpm
- Handshower flow rate max. 1.8 gpm
- NOTE: Local building codes may require the use of an anti-scald device. Please refer to remote pressure balance valve (35 910 970 90)
- (ADA)
- Spout projections 10-1/4" or 11-7/8" on request (x-TRA SERVICE).
- Internal backflow preventer.



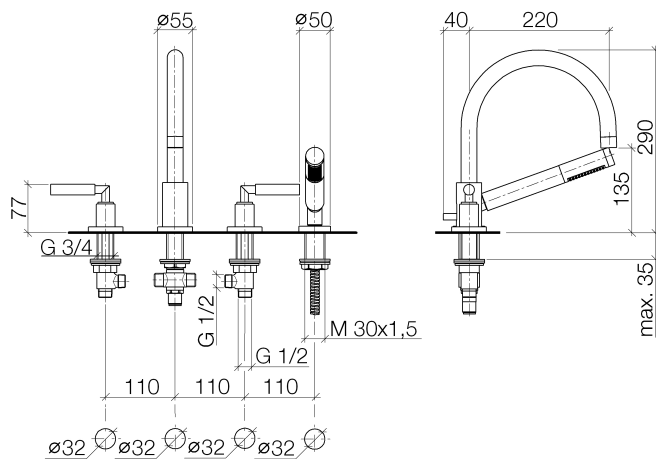
polished chrome

## Bathtub - Tara.

Deck-mounted tub mixer, with hand shower set for deck-mounted tub installation - polished

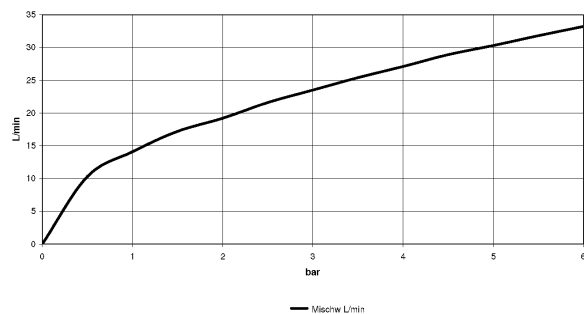
Article number: 27 512 882-00

## Dimensional drawing



All dimensions in mm / inch = mm x 0,0394

## Flow rate chart





## Bathtub - Tara.

Deck-mounted tub mixer, with hand shower set for deck-mounted tub installation - polished

Article number: 27 512 882-00


### Other surface finishes




platinum matte  
27 512 882-06



platinum  
27 512 882-08




Dark Brass matte  
27 512 882-16



Dark Bronze matte  
27 512 882-17



black matte  
27 512 882-33



Dark Platinum matte  
27 512 882-99

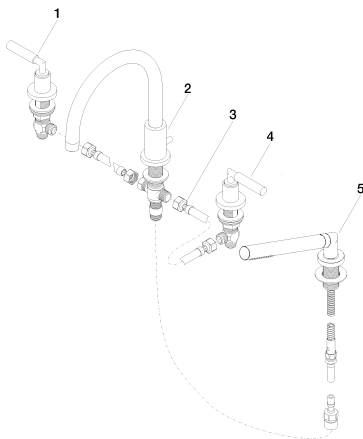
More custom finish options are available via special production (xTra Service). Please see our finish matrix for availability and pricing or contact a Dornbracht representative.

## Bathtub - Tara.

Deck-mounted tub mixer, with hand shower set for deck-mounted tub installation - polished

Article number: 27 512 882-00

### Spare parts list



Number	Item Number	Designation	Number of units
1	20 000 882-00	Deck valve clockwise-closing - polished chrome	1
2	13 512 892-00	Outlet - polished chrome	1
3	12 502 970 90	Flexible supply line 1/2" x 1/2" x 15-3/4" -	2
4	20 000 883-00	Deck valve counter-clockwise closing - polished chrome	1
5	27 702 979-00	Hand shower set for deck-mounted tub installation - polished chrome	1