

Rockwood 300

Door Edge

Mortised Hinge Side

Experience a safer
and more open world

Complete this form and email to: orders.rockwood@assaabloy.com / or fax to: 800.922.9212

Customer Information

Company Name: _____ Date: _____

Account #: _____ Phone/Fax: _____ / _____

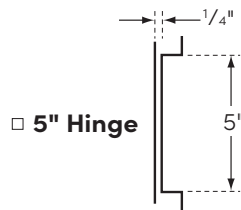
Email: _____ PO #: _____

Order Line #: _____ Quantity: _____ Handing: _____ Tag. No's: _____

Finish: _____

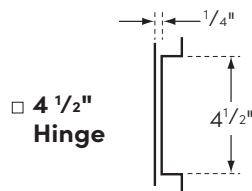
300: _____

Select Hinge Size,
Door Type and Fill
in Dimensions:



☐ UL Rated

*Door Edge Height if
different from net
door height _____



Specify Mounting
(if not standard)

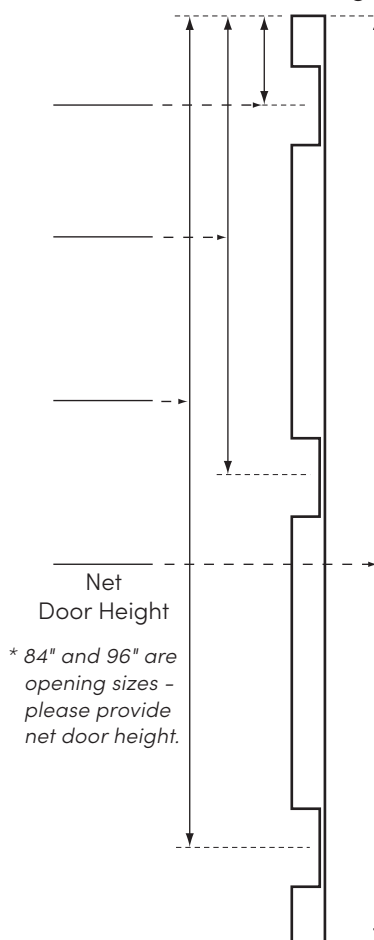
- Torx Screws

* Standard Door Thickness
is 1 3/4" if not please advise: _____

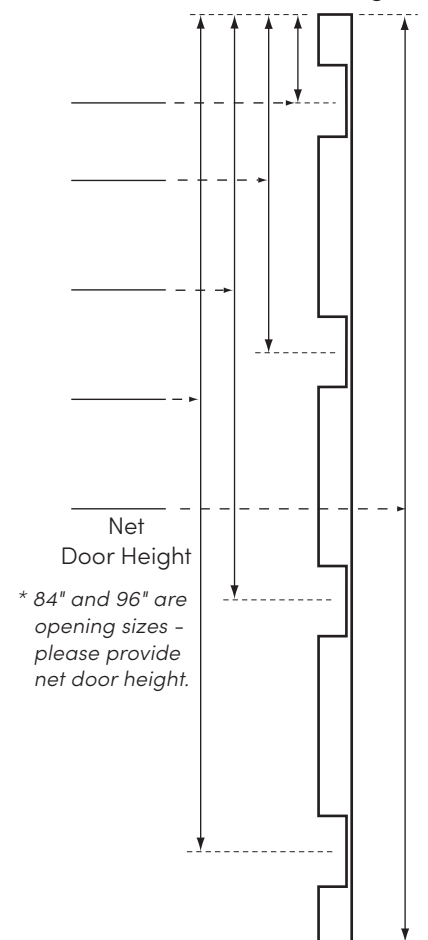
* Standard Leg Length for mortised edge
is 7/8" if not please advise: _____

**Note: Your door thickness is a nominal dimension.
Doors can vary + or - 1/16" from the nominal
dimension. When ordering, verify actual door
thickness to assure a working fit of the door edge.**

☐ Door with 3 Hinges



☐ Door with 4 Hinges



Your signature indicates the information contained on this order form is accurate and ready to be manufactured.

(customer signature)

(date)

Rockwood Manufacturing Company
300 Main St.
Rockwood, PA 15557
www.rockwoodmfg.com
1 800 458 2424

Copyright © 2021-2023, ASSA ABLOY Accessories and Door Controls Group, Inc. All rights reserved. Reproduction in whole or in part without the express written permission of ASSA ABLOY Accessories and Door Controls Group, Inc. is prohibited. Printed in the U.S.A.