

Rockwood 310 Non-Mortised Hinge Side Overlapping Door Edge Order Form


Experience a safer
and more open world

Fill out this form and email to: orders.rockwood@assaabloy.com / or fax to: 800-922-9212

Customer Information

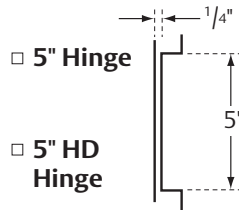
Company Name: _____ Date: _____
Account #: _____ Phone/Fax: _____ / _____
Email: _____ PO #: _____
Order Line #: _____ Quantity: _____ Handing: _____ Tag. No's: _____

Finish: _____

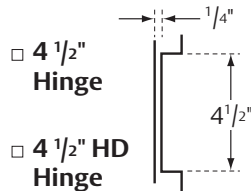
310: 

Select Hinge Size,
Door Type and Fill
in Dimensions:

☐ UL Rated



*Door Edge Height if
different from net
door height _____



Specify Mounting
(if not standard)

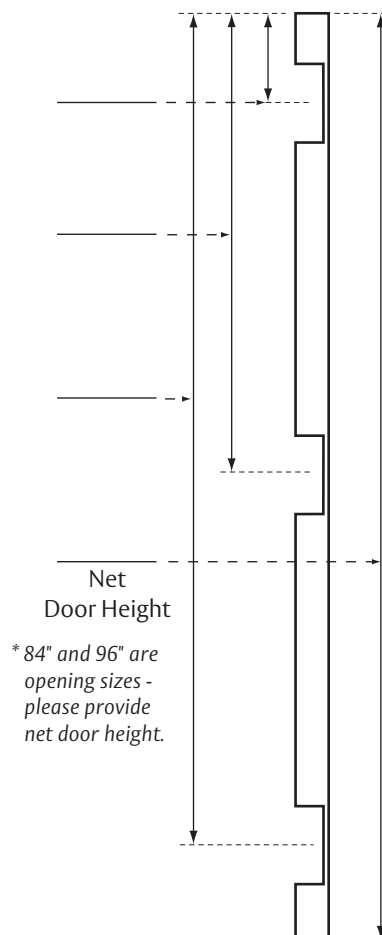
- Torx Screws
- Tek Screws

* Standard Door Thickness
is 1 3/4" if not please advise: _____

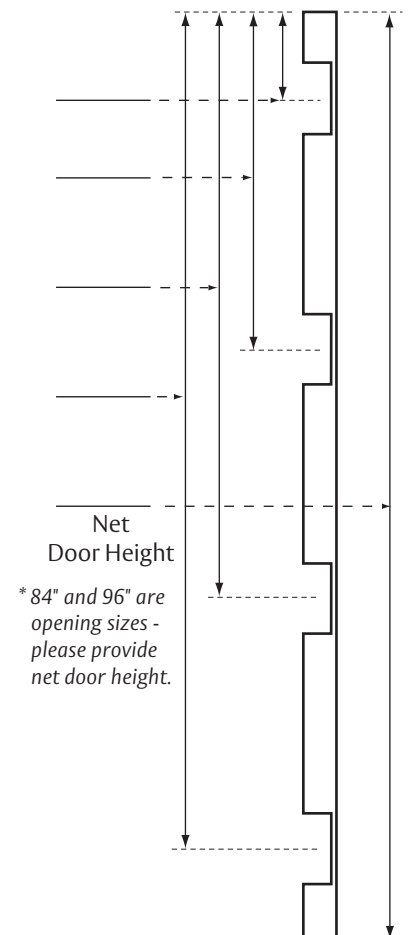
* Standard Leg Length for non-mortised edge
is 1 1/4" if not please advise: _____

Note: Your door thickness is a nominal dimension. Doors can vary
+ or - 1/16" from the nominal dimension. When ordering, verify
actual door thickness to assure a working fit of the door edge.

☐ Door with 3 Hinges



☐ Door with 4 Hinges



Your signature indicates the information contained on this order form is accurate and ready to be manufactured.

(customer signature)

(date)