

[Click here for product video!](#)

New **SOSS**® Wide Throw Wrap Around Hinge

Build a Hidden Door Like Never Before!

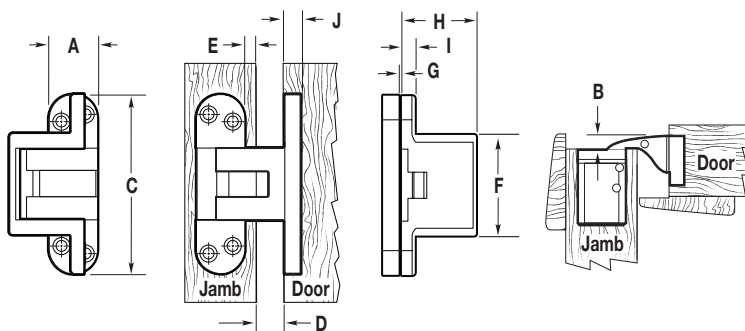
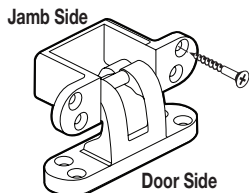
The all new SOSS Model #518 will allow your door to be completely concealed from both sides. Using this newly designed hinge you will not be able to see the reveal between the door and frame, which has been a problem that has plagued designers of hidden entries. This hinge is also the first SOSS Invisible Hinge designed to stop at 92 degrees. Add molding and trim to your doors and wall for the truly seamless look you can expect from SOSS Door Hardware.



SOSS Wrap Around Hinge allows your door to be completely concealed from both sides!

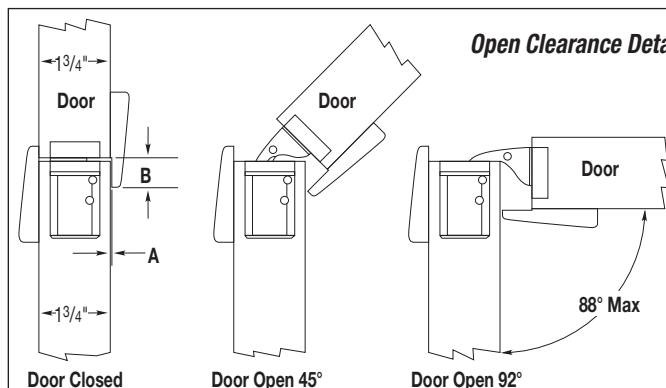


Specifications



Dimension	518 Hinge
A	1-1/4" (31.75mm)
B	23/64" (9.13mm)
C	4-5/8" (116.28mm)
D	51/64 (20.24mm)
E	1/4" (6.35mm)
F	2-39/64" (66.28mm)
G	5/64" (1.98mm)
H	1-29/32" (48.42mm)
I	21/64" (8.33mm)
J	13/32" (10.32mm)
Min. Material Thickness	1-3/4" (44.45mm)
Wood Screw Size	#10 x 1-1/2" (4.8x3mm)
Soft Wood Pilot Hole	No. 43
Hard Wood Pilot Hold	No. 31
Machine Screw Size	#10-24 x 1"
Hinge Weight	1.95 lbs.

Open Clearance Detail



Offset Table	
A	B
1/64"	19/32"
1/32"	41/64"
3/64"	11/16"
1/16"	23/32"
5/64"	49/64"
3/32"	25/32"

Choosing the Right Number of Hinges

If the information you need is not on this chart, consult the factory.

To obtain the best performance from SOSS Invisible Hinges, it is recommended that the largest hinge model be used for the material thickness of the door.

Every door should be provided with at least one hinge for every 30 inches in height or portion thereof; however, more hinges may be required per chart below.

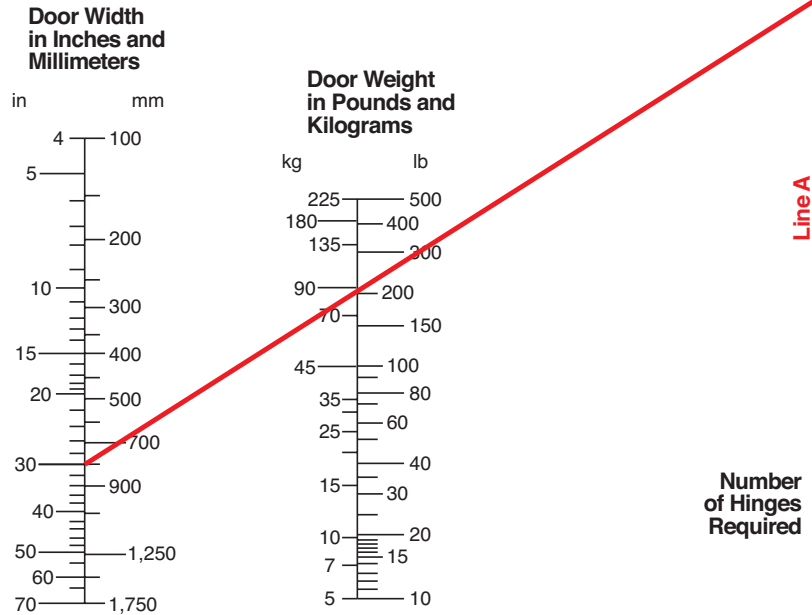
For example, a 90" door needs three hinges and a 91" door needs four.

DIRECTIONS

After determining the weight and width of the door, draw a straight line through the door width and weight to line "A", as indicated in the example.

Continue with a horizontal line sideways from the point of intersection with line "A" until the door thickness is reached. Use the number of hinges and the model number indicated on this line.

To use this chart as a working guide, we suggest that you photocopy this page.



EXAMPLE

A wood door 30" wide, 200 lbs., with a thickness of 1 $\frac{3}{4}$ " will require four #518 SOSS Invisible Hinges. The red line shows how the sizing and selection were determined from the hinge sizing chart.

The hinge sizing chart above has been developed to assist you in determining the correct size and number of hinges for your installation.

Hinge Number	518
Door Material	WOOD & METAL
Minimum Door Thickness	1 $\frac{3}{4}$ "
	44.45mm
	6
	5
	4
	3
	2
Hinge Number	518

SOSS[®]
Door Hardware

Universal Industrial Products, Inc.
One Coreway Drive, Pioneer, OH, USA 43554-0628
Phone: (419) 737-2324 (800) 922-6957, FAX: (419) 737-2130
Email: hinges@sooss.com Internet: www.soss.com