

Mortise Locksets Product Data

Mortise & Deadbolt Solid Brass Backplates

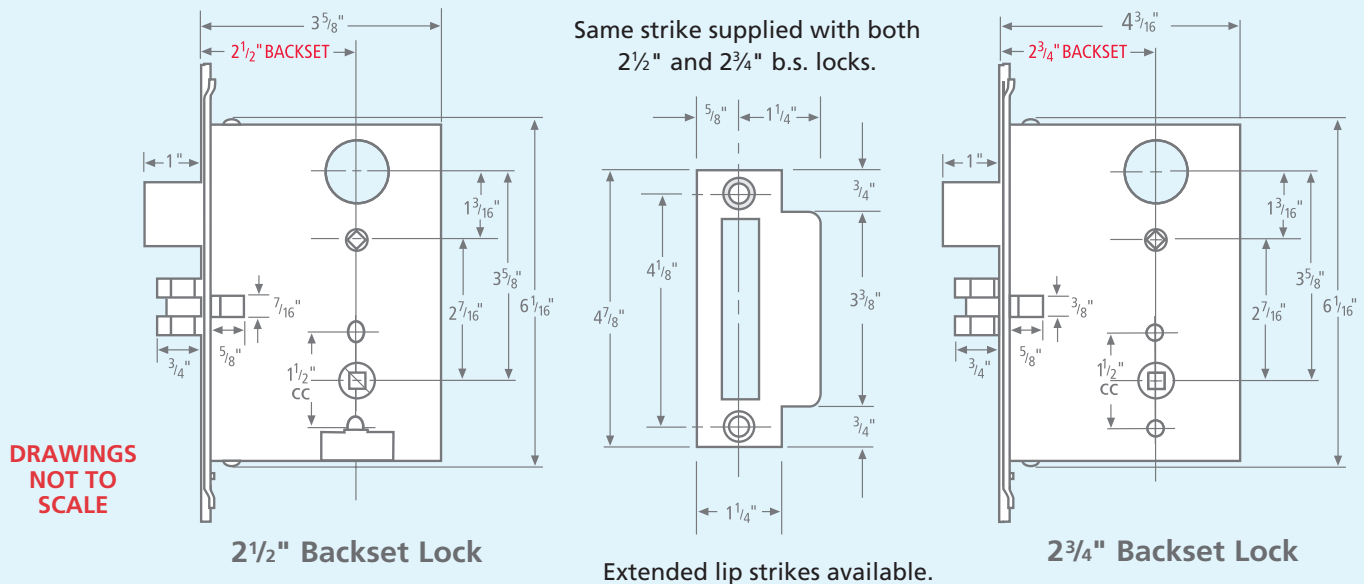
1000 Series	Traditional Roses	2 ⁵ / ₈ " diameter x 9 ¹ / ₁₆ "	12000 Series	Modern Backplates	10 ⁹ / ₁₆ " x 2 ³ / ₈ " x 5 ¹ / ₁₆ "
2000 Series	Modern Roses	2 ⁹ / ₁₆ " diameter x 3 ³ / ₈ "	24000 Series	Roped Backplates	10 ⁵ / ₈ " x 2 ⁷ / ₁₆ " x 3 ³ / ₈ "
2000S Series	Square Roses	2 ⁹ / ₁₆ " square x 7 ¹ / ₁₆ "	25000 Series	Beaded Backplates	10 ⁵ / ₈ " x 2 ³ / ₈ " x 5 ¹ / ₁₆ "
4000 Series	Modern Backplates	8 ¹ / ₄ " x 2" x 1 ¹ / ₄ "	53000 Series	Ornate Backplates	13 ⁷ / ₈ " x 2 ⁷ / ₈ " x 3 ³ / ₈ "
11000 Series	Traditional Backplates	10 ⁵ / ₈ " x 2 ³ / ₈ " x 5 ¹ / ₁₆ "	57000 Series	Ornate Backplates	14" x 3" x 3 ³ / ₈ "

Mortise Locksets

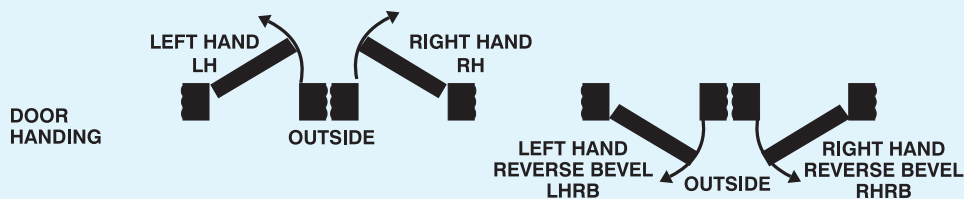
Available with two backset options — 2¹/₂" or 2³/₄". Please specify when ordering.



- **Backset:** Available with two backset options: 2¹/₂" or 2³/₄". Please specify backset on order.
- **For Doors:** 1³/₄" thick as standard. For doors over 1³/₄" thick, please specify door thickness.
 - 2¹/₂" b.s.: with 3⁷/₈" minimum stile
 - 2³/₄" b.s.: with 4¹/₂" minimum stile
- **Case:** Heavy wrought steel with zinc dichromate finish for corrosion resistance.
 - 2¹/₂" b.s.: 3⁵/₈" x 6¹/₁₆" x 1⁵/₁₆"
 - 2³/₄" b.s.: 3¹⁵/₁₆" x 6¹/₁₆" x 1⁵/₁₆"
- **Front:** Adjustable armored steel front, with 8" x 1¹/₄" solid brass faceplate for all lock bodies. Finished to match trim.
- **Latchbolt:** Two-piece anti-friction design made from solid brass. Both lock bodies with 1" x 5³/₈" x 3³/₄" full throw.
- **Deadbolt:**
 - 2¹/₂" b.s.: 1³/₁₆" x 9¹/₁₆" x 1" full throw solid brass with sawproof insert.
 - 2³/₄" b.s.: 1¹/₈" x 1¹/₂" x 1" full throw stainless steel.
- **Springs:** High carbon steel.
- **Strike:** Solid brass curved lip strike. 4⁷/₈" x 1¹/₄" x lip 1¹/₄" to center. Finished to match trim. Dust box supplied as standard. Extended lip strikes available.
- **Hand:** When ordering specify right or left hand, and reverse bevel if applicable. Reversing instructions available.
- **Cylinder:** Solid brass from bar stock. Made in USA. Schlage® "C" keyway supplied as a standard, with two OMNIA nickel silver keys. When applicable, cylinder collars are supplied with compression spring. Available on special order with a variety of other keyways and key combinations.
- **Keying:** Specify Keyed Alike (KA) when needed. Master / Grand / Construction keying available at additional cost.
- **Safety Standards:** 2¹/₂" and 2³/₄" b.s.: UL Listed 3 Hour (R13846). Grade 1 certified to ANSI/BHMA A156.13.2005 standard — exceeding 5 million cycles at independent third party test facility.



DRAWINGS NOT TO SCALE



Mortise Locksets Product Data

Mortise Locksets

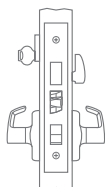
Available with two backset options — 2½" or 2¾". Please specify when ordering.

All lever entry sets provide a lever outside and a lever inside with matching rose or backplate. If the outside trim is a lever with plate, the inside trim will match. If the outside trim is a lever with rose, the inside trim will be a lever with rose. The same is true for sets employing knobs. For additional trim options, see our Latchsets section.

Functions

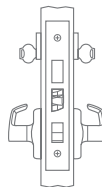
A – Standard Entry ANSI# F08

Latchbolt operates by knob or lever from either side except when outside trim is locked by stopbutton; then opens by key outside, by knob or lever inside. Deadbolt activated by key outside and by turnpiece inside.



AC – Double Cylinder Entry

Latchbolt operates by knob or lever from either side except when outside trim is locked by stopbutton; then opens by key outside, by knob or lever inside. Deadbolt activated only by key from either side.



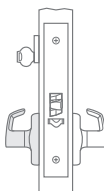
F – Panic-Proof Entry ANSI# F12

Latchbolt operates by knob or lever from either side except when outside trim is locked by stop button. Deadbolt activated by key outside and turnpiece inside. Turning of inside knob or lever will retract both deadbolt and latchbolt at the same time.



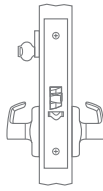
EW – Storeroom ANSI# F07

Latchbolt operates by knob or lever inside and by key outside. The outside knob or lever is rigid. Auxiliary latchbolt deadlocks latchbolt.



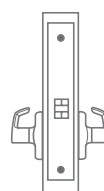
J – Classroom ANSI# F05

Latchbolt operates by knob or lever either side except when outside knob or lever is locked or unlocked by key in the cylinder. Auxiliary latchbolt deadlocks latchbolt.



N – Passage

Latchbolt operates by knob or lever either side.



L – Privacy ANSI# F02

Latchbolt operates by knob or lever either side. Deadbolt by turnpiece inside and emergency key outside. Turning of inside knob or lever will retract both deadbolt and latchbolt at the same time.



Additional lock functions are available, including electrification. Please contact OMNIA for pricing and availability.

Commercial Installations: Please specify when ordering locksets for commercial use. Dummy applications are *not* recommended for commercial use.

Made
In
U.S.A.



All OMNIA lever latchsets meet ADA accessibility requirements.


Sectional Trim Mortise Locksets

When ordering mortise locksets with sectional trim, please note: Locks in the **1000 Series**, will be supplied with the rose as shown with that specific model knob or lever in the Latchset section of this catalog (traditional, beaded, ornate or roped). Locks in the **2000 Series**, will be supplied with the modern rose as shown with that specific knob or lever in the Latchset section of this catalog. Locks in the **2000S Series** will be supplied with the square rose as shown below.

1000 Series



2000 Series



2000S Series



Mortise Locksets Product Data

FINISH CODES

FINISH	DESCRIPTION	ORDERING CODE
US3	Polished Brass, Lacquered	1
US3A	Polished Brass, Unlacquered	3A
US4	Satin Brass, Lacquered	US4
US5	Antique Brass, Lacquered	5
US5A	Antique Bronze, Unlacquered	5A
US10B	Black, Oil-Rubbed, Lacquered	10B
US14	Polished, Nickel Plated, Lacquered	14
US15	Satin, Nickel Plated, Lacquered	15
US26	Polished Chrome Plated	2
US26D	Satin Chrome Plated	3
US32D	Satin Stainless Steel	32D
SB	Shaded Bronze, Lacquered	4
BAS	Siena Brass, Lacquered	BAS
BPS	Venetian Nickel, Lacquered	BPS
D	Florentine Brass, Lacquered	D
ETR	Etruscan Bronze, Lacquered	ETR
PBL	PVD Black	PBL
PDB	PVD Dark Bronze	PDB
PSG	PVD Satin Gold	PSG
PTT	PVD Titanium	PTT

How to Order Mortise Locksets

EXAMPLE: ACTIVE

Plate	Design	Function	Backset	Handing	Finish
11	055	A	00	L	15
Product Series # (example: 11000 = 11)	Lever or Knob Item #	See Function Codes (Page 105)	00 = 2¾" Backset 0025 = 2½" Backset	L = Left-Handed R = Right-Handed	See Finish Codes (Above)

Product order number would be **11055A00L15** or **11055SD00L15** for a single dummy.

For doors over 1¾" thick, please specify door thickness.
For doors 2" thick or thicker, please call OMNIA for additional charges that may apply.