


Multiplier:



CavitySliders

The Pocket Door Experts

Product Codes














Prices valid from 6/01/2021

www.cavitysliders.com

CS Cavity Slider Pocket Frame

Select Frame & Carriage Pack

Item	Description	Model	Code
	CS Cavity Slider Pocket Frame only	3068 (3'0" x 6'8")	CSS4K3068
		3080 (3'0" x 8'0")	CSS4K3080
		4080 (4'0" x 8'0")	CSS4K4080
	M6 (200lb) with no stops		DKM0601
	M6 (200lb) with 1 stop		DKM0611
	M8 (500lb) with no stops		DKM0801
	M8 (500lb) with 1 stop		DKM0811
	Sofstop Single Action (176 lb) with no stops		DKS0301
	Sofstop Single Action (176 lb) with 1 stop		DKS0311
	Sofstop Single Action (264 lb) with no stops		DKS0401
	Sofstop Single Action (264 lb) with 1 stop		DKS0411
	Sofstop Twin Double Action (176 lb) with no stops		DKS0601
	Sofstop Twin Double Action (176 lb) with 1 stop		DKS0611

SofStop Minimum Door Widths



SofStop® Single	No stop	1 Stop
 0 - 176 lb 80kg	25" (635mm)	28" (711mm)
 176 - 264 lb 120kg	28" (711mm)	31" (787mm)

SofStop® Twin	No stop	1 Stop
 0 - 176 lb 80kg	33" (840mm)	36" (914mm)

Colors shown may not accurately represent product.

All copyright and other property in this document is reserved by Cavity Sliders USA Inc. Details and specifications are subject to change without notice. Whilst all care is taken to ensure the accuracy of all information, no responsibility will be accepted for any errors or omissions. Drawings & pictures are not to scale. All dimensions in inches (and mm). 60945/2 06.8.2021

CS Track Systems

Item	Description	Length	Code
	CS CaviTrack - Single	6ft	CT6
		8ft	CT8
		12ft	CT12
		24ft	CT24
		Custom	CTNSS
	CS CaviTrack Fascia Clear Anodized Suits 1-3/8" or 1-3/4" door	6ft	FNA-6
		8ft	FNA-8
		12ft	FNA-12
		24ft	FNA-24
		Custom	FNA-NSS
	CS CaviTrack Fascia Bronze Anodized Suits 1-3/8" or 1-3/4" door	6ft	FBA-6
		8ft	FBA-8
		12ft	FBA-12
		24ft	FBA-24
		Custom	FBA-NSS
	CS CaviTrack End Cap - Fascia One Side	Clear Anodized	ZK00427
	CS CaviTrack End Cap - Fascia One Side	Bronze Anodized	ZK00430
	CS CaviTrack End Cap - Fascia Both Sides	Clear Anodized	ZK00428
	CS CaviTrack End Cap - Fascia Both Sides	Bronze Anodized	ZK00429
	CS Top Mount Track - Double 1-3/8" door thickness	6ft	TSTM2-138-6
		8ft	TSTM2-138-8
		12ft	TSTM2-138-12
		24ft	TSTM2-138-24
		Custom	TSTM2-138-NSS
	CS Top Mount Track - Double 1-3/4" door thickness	6ft	TSTM2-134-6
		8ft	TSTM2-134-8
		12ft	TSTM2-134-12
		24ft	TSTM2-134-24
		Custom	TSTM2-134-NSS
	CS Top Mount Track - Triple 1-3/8" door thickness	6ft	TSTM3-138-6
		8ft	TSTM3-138-8
		12ft	TSTM3-138-12
		24ft	TSTM3-138-24
		Custom	TSTM3-138-NSS
	CS Top Mount Track - Triple 1-3/4" door thickness	6ft	TSTM3-134-6
		8ft	TSTM3-134-8
		12ft	TSTM3-134-12
		24ft	TSTM3-134-24
		Custom	TSTM3-134-NSS

Colors shown may not accurately represent product.

All copyright and other property in this document is reserved by Cavity Sliders USA Inc. Details and specifications are subject to change without notice. Whilst all care is taken to ensure the accuracy of all information, no responsibility will be accepted for any errors or omissions. Drawings & pictures are not to scale. All dimensions in inches (and mm). 60945/3 06.8.2021

CS Track Systems

Item	Description	Length	Code
	CS FH-Ceiling Mount Track - Single	6ft	TSFH1-6
		8ft	TSFH1-8
		12ft	TSFH1-12
		24ft	TSFH1-24
		Custom	TSFH1-NSS
	CS FH-Ceiling Mount Track - Double 1-3/8" door thickness	6ft	TSFHA2MF0060-138
		8ft	TSFHA2MF0080-138
		12ft	TSFHA2MF0012-138
		24ft	TSFHA2MF0024-138
		Custom	TSFHA2MF0NSS-138
	CS FH-Ceiling Mount Track - Double 1-3/4" door thickness	6ft	TSFH2-134-6
		8ft	TSFH2-134-8
		12ft	TSFH2-134-12
		24ft	TSFH2-134-24
		Custom	TSFH2-134-NSS
	CS FH-Ceiling Mount Track - Triple 1-3/8" door thickness	6ft	TSFH3-138-6
		8ft	TSFH3-138-8
		12ft	TSFH3-138-12
		24ft	TSFH3-138-24
		Custom	TSFH3-138-NSS
	CS FH-Ceiling Mount Track - Triple 1-3/4" door thickness	6ft	TSFH3-134-6
		8ft	TSFH3-134-8
		12ft	TSFH3-134-12
		24ft	TSFH3-134-24
		Custom	TSFH3-134-NSS
	CS Heavy Duty Track - Single	Custom	TSHDT1NA0NSS
	CS Frameless Glass Clamp 3/8" glass thickness	2ft	FGCTM1NA0020-38
		3ft	FGCTM1NA0030-38
		4ft	FGCTM1NA0040-38
		5ft	FGCTM1NA0050-38
		6ft	FGCTM1NA0060-38
	CS Frameless Glass Clamp 1/2" glass thickness	2ft	FGCTM1NA0020-12
		3ft	FGCTM1NA0030-12
		4ft	FGCTM1NA0040-12
		5ft	FGCTM1NA0050-12
		6ft	FGCTM1NA0060-12
		Cut down charge for CS Frameless Glass Clamp	
	CS Frameless Glass U-Guide Suits 3/8" & 1/2" glass		FGUG

Colors shown may not accurately represent product.

All copyright and other property in this document is reserved by Cavity Sliders USA Inc. Details and specifications are subject to change without notice. Whilst all care is taken to ensure the accuracy of all information, no responsibility will be accepted for any errors or omissions. Drawings & pictures are not to scale. All dimensions in inches (and mm). 60945/4 06.8.2021

CS Barn Track Systems

Item	Description	Length	Code
	CS WallMount Track Kit (including fascia and end caps) Suits 1-3/8" to 1-3/4" door thickness Natural (Clear) Anodized	6ft	TSWMNA-6
		8ft	TSWMNA-8
		12ft	TSWMNA-12
		24ft	TSWMNA-24
		Custom	TSWMNA-NSS
	CS WallMount Track Kit (including fascia and end caps) Suits 1-3/8" to 1-3/4" door thickness Bronze Anodized	6ft	TSWMBA-6
		8ft	TSWMBA-8
		12ft	TSWMBA-12
		24ft	TSWMBA-24
		Custom	TSWMBA-NSS
	CS WallMount Track (Carriage Section only)	Custom	ZA00244
	CS CaviTrack Side Mount Kit (including fascia and end caps) Suits 1-3/8" to 1-3/4" door thickness Natural (Clear) Anodized	6ft	TSCTSMNA-6
		8ft	TSCTSMNA-8
		12ft	TSCTSMNA-12
		24ft	TSCTSMNA-24
		Custom	TSCTSMNA-NSS
	CS CaviTrack Side Mount Kit (including fascia and end caps) Suits 1-3/8" to 1-3/4" door thickness Bronze Anodized	6ft	TSCTSMBA-6
		8ft	TSCTSMBA-8
		12ft	TSCTSMBA-12
		24ft	TSCTSMBA-24
		Custom	TSCTSMBA-NSS
	CS CaviTrack Side Mount (Carriage Section only)	Custom	ZA00351
	Barn Door Track Pack (Includes track, fixing bracket and screw pack) Narrow	6ft	TSBS1830N
		7ft	TSBS2135N
		8ft	TSBS2440N
		9ft	TSBS2745N
		10ft	TSBS3050N
		12ft	TSBS3660N
	Barn Door Track Pack (Includes track, fixing bracket and screw pack) Wide	6ft	TSBS1830W
		7ft	TSBS2135W
		8ft	TSBS2440W
		9ft	TSBS2745W
		10ft	TSBS3050W
		12ft	TSBS3660W
		13ft	TSBS3962W
		14ft	TSBS4267W
		15ft	TSBS4572W
		16ft	TSBS4877W
		17ft	TSBS5182W
		18ft	TSBS5486W
19ft	TSBS5791W		




Colors shown may not accurately represent product.

All copyright and other property in this document is reserved by Cavity Sliders USA Inc. Details and specifications are subject to change without notice. Whilst all care is taken to ensure the accuracy of all information, no responsibility will be accepted for any errors or omissions. Drawings & pictures are not to scale. All dimensions in inches (and mm). 60945/5 06.8.2021

Carriage Packs

Suitable for use with:

- CS Cavity Slider
- CS CaviTrack
- CS Top Mount Track (Double/Triple)
- CS FH-Ceiling Mount Track (Single/Double/Triple)
- CS WallMount Track

Item	Description	Code
	M6 (200lb) with no stops	DKM0601
	M6 (200lb) with 1 stop	DKM0611
	M6 (200lb) with 2 stops	DKM0621
	M8 (500lb) with no stops	DKM0801
	M8 (500lb) with 1 stop	DKM0811
	M8 (500lb) with 2 stops	DKM0821

Suitable for use with: CS Barn Door Track


Item	Description	Code
	CS Barn Door Hangers & Stops Pack	TSBS001
	SofStop (264 lb) Single Pack for Barn Door Track	TSBS100

Colors shown may not accurately represent product.

All copyright and other property in this document is reserved by Cavity Sliders USA Inc. Details and specifications are subject to change without notice. Whilst all care is taken to ensure the accuracy of all information, no responsibility will be accepted for any errors or omissions. Drawings & pictures are not to scale. All dimensions in inches (and mm). 60945/6 06.8.2021

Carriage Packs

Suitable for use with CS Cavity Slider, CaviTrack, Full-Height Track, WallMount Track




Item	Description	Code
	Sofstop Single Action 0 - 176 lb with no stops	DKS0301
	Sofstop Single Action 0 - 176 lb with 1 stop	DKS0311
	Sofstop Single Action 0 - 176 lb with 2 stops	DKS0321
	Sofstop Single Action 176 - 264 lb with no stops	DKS0401
	Sofstop Single Action 176 - 264 lb with 1 stop	DKS0411
	Sofstop Single Action 176 - 264 lb with 2 stops	DKS0421
	Sofstop Twin Double Action 0 - 176 lb with no stops	DKS0601
	Sofstop Twin Double Action 0 - 176 lb with 1 stop	DKS0611
	Sofstop Twin Double Action 0 - 176 lb with 2 stops	DKS0621

SofStop Minimum Door Widths

SofStop® Single	No stop	1 Stop	2 Stops
 0 - 176 lb 80kg	25" (635mm)	28" (711mm)	30" (762mm)
 176 - 264 lb 120kg	28" (711mm)	31" (787mm)	33" (838mm)

SofStop® Twin	No stop	1 Stop	2 Stops
 0 - 176 lb 80kg	33" (840mm)	36" (914mm)	39" (990mm)

Suitable for use with CS Heavy Duty Track

Item	Description	Code
	M10 (1100lb) with no stops	DKM1000
	M10 (1100lb) with 1 stop	DKM1010
	M10 (1100lb) with 2 stops	DKM1020

Colors shown may not accurately represent product.

Collection Packs




Suitable for use with:

CS Top Mount Track (Double/Triple)

CS FH-Ceiling Mount Track (Double/Triple)

Item	Description	Code
	2 Door M6 (200lb) 1 3/8" Collection Pack	DKO6201
	2 Door M6 (200lb) 1 3/4" Collection Pack	DKO6221
	3 Door M6 (200lb) 1 3/8" Collection Pack	DKO6301
	3 Door M6 (200lb) 1 3/4" Collection Pack	DKO6321
	2 Door M8 (500lb) 1 3/8" Collection Pack	DKO8201
	2 Door M8 (500lb) 1 3/4" Collection Pack	DKO8221
	3 Door M8 (500lb) 1 3/8" Collection Pack	DKO8301
	3 Door M8 (500lb) 1 3/4" Collection Pack	DKO8321

Floor Channel & Bearing Guide System

Item	Description	Code	
	Single Stainless Steel Ball Bearing Roller Guide	ZK00384	
	Double Stainless Steel Ball Bearing Roller Guide	ZK00385	
Item	Description	Length	Code
	Aluminum bronze anodized floor channel with PVC insert	6 foot	ZK00386
		8 foot	ZK00387
		12 foot	ZK00388
		24 foot	ZK00389

Colors shown may not accurately represent product.

All copyright and other property in this document is reserved by Cavity Sliders USA Inc. Details and specifications are subject to change without notice. Whilst all care is taken to ensure the accuracy of all information, no responsibility will be accepted for any errors or omissions. Drawings & pictures are not to scale. All dimensions in inches (and mm). 60945/8 06.8.2021

Components





Item	Description	Code
	M6 Carriage <i>(200lb per pair)</i>	ZK00345
	M8 Carriage <i>(500lb per pair)</i>	ZK00344
	M6/M8 Mounting Plate	ZK00095
	M6/M8 Mounting Plate with Stop	ZK00096
	Track Stop	ZK00377
	Black Plastic T Guide 23mm (7/8") Kit	ZK00069
	M6/M8 Adjusting Wrench	ZM00008
	Extra Long M6 Hanger Pin	ZK00135
	Extra Long M8 Hanger Pin	ZK00138
	Extra Tall 50mm T-Guide	ZK00067
	Joining Pin	ZK00305
	SofStop Activator	ZK00327
	SofStop Single Action Mechanism with Jockey Wheel Only - 0-176 lb	ZK00407
	SofStop Single Action Mechanism with Jockey Wheel Only - 176-264 lb	ZK00408
	SofStop Twin Double Action Mechanism with Jockey Wheel Only - 0-176 lb	ZK00409

All copyright and other property in this document is reserved by Cavity Sliders USA Inc. Details and specifications are subject to change without notice. Whilst all care is taken to ensure the accuracy of all information, no responsibility will be accepted for any errors or omissions. Drawings & pictures are not to scale. All dimensions in inches (and mm). 60945/19 06.8.2021




Colors shown may not accurately represent product.

Marine Grade Components

M8 (500lb) Components

Item	Description	Code
	M8 Carriage Stainless Steel <i>(500lb per pair)</i>	ZK00381
	M8 Mounting Plate Stainless Steel	ZK00112
	M8 Mounting Plate with Stop Stainless Steel	ZK00113
	M8 Track Stop Aluminum	ZK00377

M10 (1100lb) Components

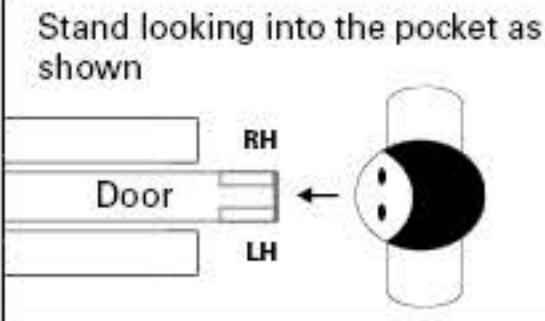
Item	Description	Code
	M10 Carriage Stainless Steel <i>(1100lb per pair)</i>	ZK00145
	M10 Mounting Plate Stainless Steel	ZK00147
	M10 Mounting Plate with Stop Stainless Steel	ZK00148
	M10 Track Stop Aluminum	ZK00308
	M10 Adjusting Wrench	ZM00009

All copyright and other property in this document is reserved by Cavity Sliders USA Inc. Details and specifications are subject to change without notice. Whilst all care is taken to ensure the accuracy of all information, no responsibility will be accepted for any errors or omissions. Drawings & pictures are not to scale. All dimensions in inches (and mm). 60945/10 06.8.2021

CL400 Magnetic Passage/Privacy

Selection Procedure To order, ensure you have the following information ready:

Function	Finish	Door thickness	Handing Configuration	
Single Door	Bright Chrome	34 - 40 mm	Handing must be determined at time of manufacture and cannot be altered on site. Careful selection of handing options is required at time of order. See diagram for determining handing of functions.	
Bi-Parting Door	Satin Chrome	1-3/8" to 1-9/16"		
Passage (Non Latching)	Oil Rubbed Bronze	40 - 46 mm	LH	RH
Passage (Mag Latching)	Satin Nickel	1-5/8" to 1-3/4"		
Privacy Locking	Matte Black	46 - 52 mm	Blank	Blank
Key Locking		1-13/16" to 2"	Snib	Snib
		52 - 57 mm	Key	Key
		2" to 2-1/4"	Emerg.	Emerg.



Pricing below covers popular SKUs.
For other finishes, door thicknesses or configurations, inquire for pricing and availability.

Function	Finish	Door Thickness	
		1-3/8"	1-3/4"
PASSAGE			
Blank/Blank (Non-latching) NON - MAGNETIC	Bright Chrome	CL400A0025	CL400A0026
	Satin Chrome	CL400A0125	CL400A0126
	ORB	CL400A0225	CL400A0226
	Satin Nickel	CL400A0325	CL400A0326
	Matte Black	CL400A0425	CL400A0426
Blank/Blank (Magnetic latching)	Bright Chrome	CL400A0028	CL400A0029
	Satin Chrome	CL400A0128	CL400A0129
	ORB	CL400A0228	CL400A0229
	Satin Nickel	CL400A0328	CL400A0329
	Matte Black	CL400A0428	CL400A0429
PRIVACY			
Snib/Snib *SPECIAL ORDER*	Bright Chrome	CL400B0025	CL400B0030
	Satin Chrome	CL400B0125	CL400B0130
	ORB	CL400B0225	CL400B0230
	Satin Nickel	CL400B0325	CL400B0330
	Matte Black	CL400B0425	CL400B0430
Blank/Snib RH *SPECIAL ORDER*	Bright Chrome	CL400B0026	CL400B0031
	Satin Chrome	CL400B0126	CL400B0131
	ORB	CL400B0226	CL400B0231
	Satin Nickel	CL400B0326	CL400B0331
	Matte Black	CL400B0426	CL400B0431
LH Snib/Blank *SPECIAL ORDER*	Bright Chrome	CL400B0027	CL400B0032
	Satin Chrome	CL400B0127	CL400B0132
	ORB	CL400B0227	CL400B0232
	Satin Nickel	CL400B0327	CL400B0332
	Matte Black	CL400B0427	CL400B0432
LH Emerg/Snib RH	Bright Chrome	CL400B0028	CL400B0033
	Satin Chrome	CL400B0128	CL400B0133
	ORB	CL400B0228	CL400B0233
	Satin Nickel	CL400B0328	CL400B0333
	Matte Black	CL400B0428	CL400B0433
LH Snib/Emerg RH	Bright Chrome	CL400B0029	CL400B0034
	Satin Chrome	CL400B0129	CL400B0134
	ORB	CL400B0229	CL400B0234
	Satin Nickel	CL400B0329	CL400B0334
	Matte Black	CL400B0429	CL400B0434

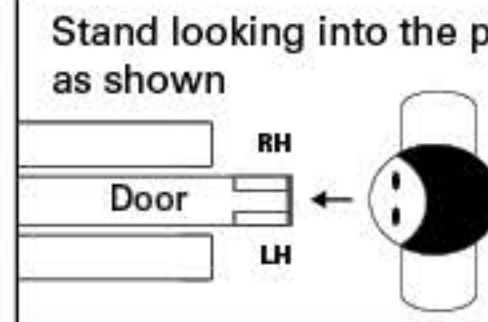
Colors shown may not accurately represent product.

All copyright and other property in this document is reserved by Cavity Sliders USA Inc. Details and specifications are subject to change without notice. Whilst all care is taken to ensure the accuracy of all information, no responsibility will be accepted for any errors or omissions. Drawings & pictures are not to scale. All dimensions in inches (and mm). 60945/11 06.8.2021

CL400 Magnetic Key Locking

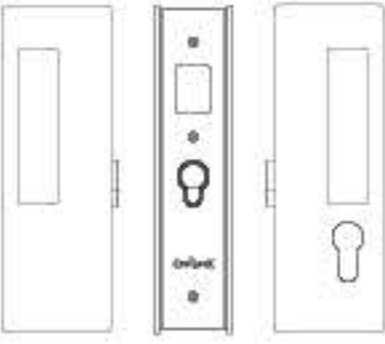
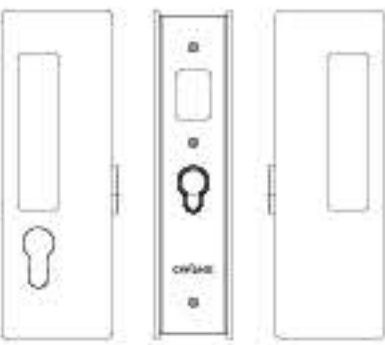
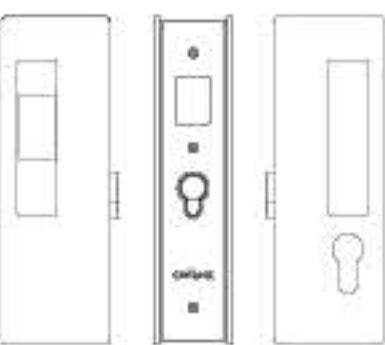
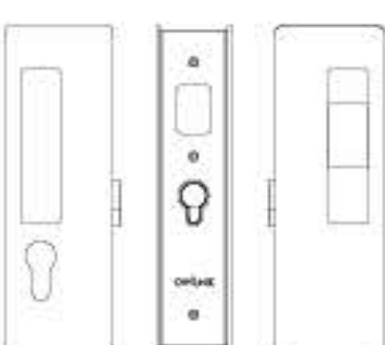
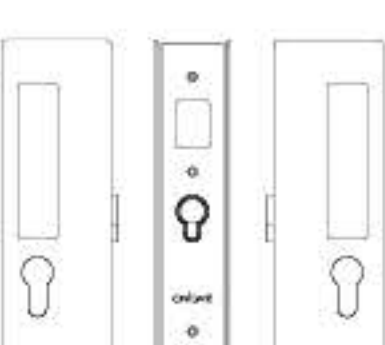
Selection Procedure To order, ensure you have the following information ready:

Function	Finish	Door thickness	Handing Configuration	
Single Door	Bright Chrome	34 - 40 mm	Handing must be determined at time of manufacture and cannot be altered on site. Careful selection of handing options is required at time of order. See diagram for determining handing of functions.	
Bi-Parting Door	Satin Chrome	1-3/8" to 1-9/16"		
Passage (Non Latching)	Oil Rubbed Bronze	40 - 46 mm	LH	RH
Passage (Mag Latching)	Satin Nickel	1-5/8" to 1-3/4"	Blank	Blank
Privacy Locking	Matte Black	46 - 52 mm	Snib	Snib
Key Locking	Matte Black	1-13/16" to 2"	Key	Key
		52 - 57 mm	Emerg.	Emerg.
		2" to 2-1/4"		



Pricing below covers popular SKUs.
For other finishes, door thicknesses or configurations, inquire for pricing and availability.

Function	Finish	Door Thickness	
		1-3/8"	1-3/4"

KEY LOCKING				
Blank/Key RH *SPECIAL ORDER* 	Bright Chrome	CL400C0025	CL400C0035	
	Satin Chrome	CL400C0125	CL400C0135	
	ORB	CL400C0225	CL400C0235	
	Satin Nickel	CL400C0325	CL400C0335	
	Matte Black	CL400C0425	CL400C0435	
LH Key/Blank *SPECIAL ORDER* 	Bright Chrome	CL400C0026	CL400C0036	
	Satin Chrome	CL400C0126	CL400C0136	
	ORB	CL400C0226	CL400C0236	
	Satin Nickel	CL400C0326	CL400C0336	
	Matte Black	CL400C0426	CL400C0436	
LH Snib/Key RH 	Bright Chrome	CL400C0027	CL400C0037	
	Satin Chrome	CL400C0127	CL400C0137	
	ORB	CL400C0227	CL400C0237	
	Satin Nickel	CL400C0327	CL400C0337	
	Matte Black	CL400C0427	CL400C0437	
LH Key/Snib RH 	Bright Chrome	CL400C0028	CL400C0038	
	Satin Chrome	CL400C0128	CL400C0138	
	ORB	CL400C0228	CL400C0238	
	Satin Nickel	CL400C0328	CL400C0338	
	Matte Black	CL400C0428	CL400C0438	
Key/Key 	Bright Chrome	CL400C0029	CL400C0039	
	Satin Chrome	CL400C0129	CL400C0139	
	ORB	CL400C0229	CL400C0239	
	Satin Nickel	CL400C0329	CL400C0339	
	Matte Black	CL400C0429	CL400C0439	

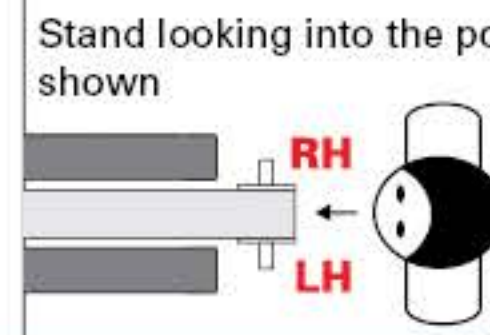
Colors shown may not accurately represent product.

All copyright and other property in this document is reserved by Cavity Sliders USA Inc. Details and specifications are subject to change without notice. Whilst all care is taken to ensure the accuracy of all information, no responsibility will be accepted for any errors or omissions. Drawings & pictures are not to scale. All dimensions in inches (and mm). 60945/12 06.8.2021

CL400 Magnetic Bi-Parting

Selection Procedure To order, ensure you have the following information ready:

Function	Finish	Door thickness	Handing Configuration
Bi-Parting Passage (Non Latching)	Bright Chrome	34 - 40 mm	Bi-Parting Privacy Snib One Side and Key One Side handles are supplied with the Snib or Key on the right hand side only.
	Satin Chrome	1-3/8" to 1-9/16"	
Bi-Parting Passage (Mag Latching)	Oil Rubbed Bronze	40 - 46 mm	Snib both sides Snib one side
	Satin Nickel	1-5/8" to 1-3/4"	
Bi-Parting Privacy	Matte Black	1-13/16" to 2"	Snib/Emergency
		52 - 57 mm	Key both sides
Bi-Parting Key Locking		2" to 2-1/4"	Key one side



Pricing below covers popular SKUs.

For other finishes, door thicknesses or configurations, inquire for pricing and availability.

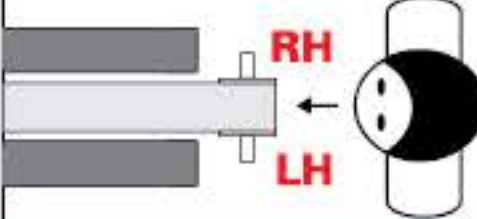
Function	Finish	Door Thickness	
		1-3/8"	1-3/4"
Passage (Non-latching) NON MAGNETIC	Bright Chrome	CL400D0025	CL400D0026
	Satin Chrome	CL400D0125	CL400D0126
	ORB	CL400D0225	CL400D0226
	Satin Nickel	CL400D0325	CL400D0326
	Matte Black	CL400D0425	CL400D0426
Passage (Magnetic latching)	Bright Chrome	CL400D0028	CL400D0029
	Satin Chrome	CL400D0128	CL400D0129
	ORB	CL400D0228	CL400D0229
	Satin Nickel	CL400D0328	CL400D0329
	Matte Black	CL400D0428	CL400D0429
Privacy Snib/Snib *SPECIAL ORDER*	Bright Chrome	CL400D0035	CL400D0040
	Satin Chrome	CL400D0135	CL400D0140
	ORB	CL400D0235	CL400D0240
	Satin Nickel	CL400D0335	CL400D0340
	Matte Black	CL400D0435	CL400D0440
Privacy Blank/Snib *SPECIAL ORDER*	Bright Chrome	CL400D0036	CL400D0041
	Satin Chrome	CL400D0136	CL400D0141
	ORB	CL400D0236	CL400D0241
	Satin Nickel	CL400D0336	CL400D0341
	Matte Black	CL400D0436	CL400D0441
Privacy Emerg/Snib	Bright Chrome	CL400D0038	CL400D0043
	Satin Chrome	CL400D0138	CL400D0143
	ORB	CL400D0238	CL400D0243
	Satin Nickel	CL400D0338	CL400D0343
	Matte Black	CL400D0438	CL400D0443
Blank/Key *SPECIAL ORDER*	Bright Chrome	CL400D0050	CL400D0060
	Satin Chrome	CL400D0150	CL400D0160
	ORB	CL400D0250	CL400D0260
	Satin Nickel	CL400D0350	CL400D0360
	Matte Black	CL400D0450	CL400D0460
Snib/Key	Bright Chrome	CL400D0052	CL400D0062
	Satin Chrome	CL400D0152	CL400D0162
	ORB	CL400D0252	CL400D0262
	Satin Nickel	CL400D0352	CL400D0362
	Matte Black	CL400D0452	CL400D0462
Key/Key	Bright Chrome	CL400D0055	CL400D0065
	Satin Chrome	CL400D0155	CL400D0165
	ORB	CL400D0255	CL400D0265
	Satin Nickel	CL400D0355	CL400D0365
	Matte Black	CL400D0455	CL400D0465

Colors shown may not accurately represent product.

All copyright and other property in this document is reserved by Cavity Sliders USA Inc. Details and specifications are subject to change without notice. Whilst all care is taken to ensure the accuracy of all information, no responsibility will be accepted for any errors or omissions. Drawings & pictures are not to scale. All dimensions in inches (and mm). 60945/13 06.8.2021

CL400 ADA Magnetic Passage/Privacy

Selection Procedure To order, ensure you have the following information ready:

Function	Finish	Door thickness	Handing Configuration		
Single Door	Bright Chrome	34 - 40 mm	Handing must be determined at time of manufacture and cannot be altered on site. Careful selection of handing options is required at time of order. See diagram for determining handing of functions.		
Bi-Parting Door	Satin Chrome	1-3/8" to 1-9/16"			
Passage (Non Latching)	Oil Rubbed Bronze	40 - 46 mm			
Passage (Mag Latching)	Satin Nickel	1-5/8" to 1-3/4"			
Privacy Locking		46 - 52 mm			
		1-13/16" to 2"			
		52 - 57 mm	LH	RH	Stand looking into the pocket as shown 
		2" to 2-1/4"	Blank	Blank	
			Snib	Snib	
			Emerg.	Emerg.	

Pricing below covers popular SKUs.
For other finishes, door thicknesses or configurations, inquire for pricing and availability.

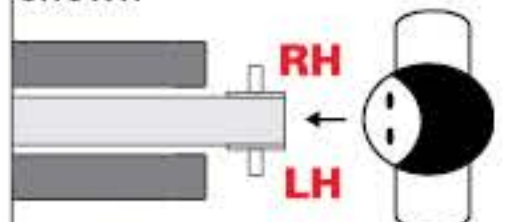
Function	Finish	Door Thickness	
		1-3/8"	1-3/4"
PASSAGE			
Blank/Blank (Non-latching) NON - MAGNETIC	Bright Chrome	CL406A0025	CL406A0026
	Satin Chrome	CL406A0125	CL406A0126
	ORB	CL406A0225	CL406A0226
	Satin Nickel	CL406A0325	CL406A0326
Blank/Blank (Magnetic latching)	Bright Chrome	CL406A0028	CL406A0029
	Satin Chrome	CL406A0128	CL406A0129
	ORB	CL406A0228	CL406A0229
	Satin Nickel	CL406A0328	CL406A0329
PRIVACY			
Snib/Snib *SPECIAL ORDER*	Bright Chrome	CL406B0025	CL406B0030
	Satin Chrome	CL406B0125	CL406B0130
	ORB	CL406B0225	CL406B0230
	Satin Nickel	CL406B0325	CL406B0330
Blank/Snib RH *SPECIAL ORDER*	Bright Chrome	CL406B0026	CL406B0031
	Satin Chrome	CL406B0126	CL406B0131
	ORB	CL406B0226	CL406B0231
	Satin Nickel	CL406B0326	CL406B0331
LH Snib/Blank *SPECIAL ORDER*	Bright Chrome	CL406B0027	CL406B0032
	Satin Chrome	CL406B0127	CL406B0132
	ORB	CL406B0227	CL406B0232
	Satin Nickel	CL406B0327	CL406B0332
LH Emerg/Snib RH	Bright Chrome	CL406B0028	CL406B0033
	Satin Chrome	CL406B0128	CL406B0133
	ORB	CL406B0228	CL406B0233
	Satin Nickel	CL406B0328	CL406B0333
LH Snib/Emerg RH	Bright Chrome	CL406B0029	CL406B0034
	Satin Chrome	CL406B0129	CL406B0134
	ORB	CL406B0229	CL406B0234
	Satin Nickel	CL406B0329	CL406B0334

Colors shown may not accurately represent product.

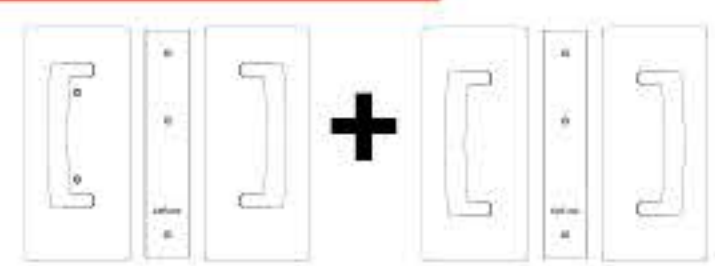
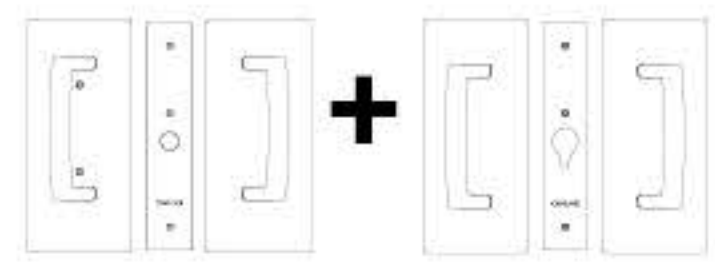
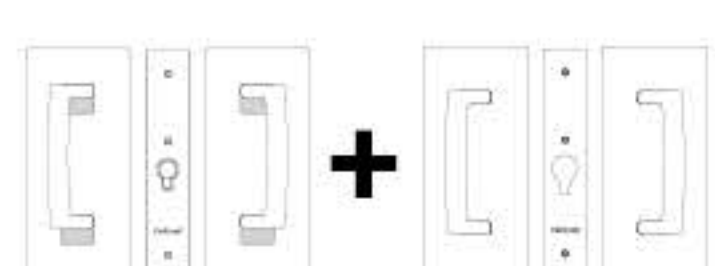

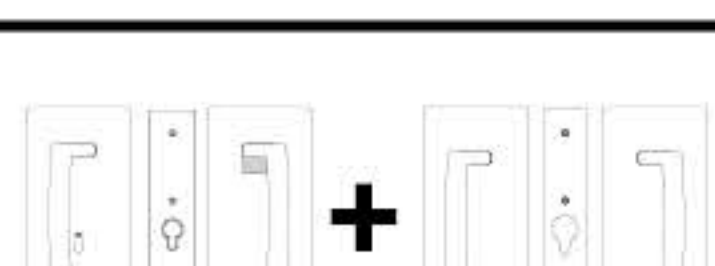
All copyright and other property in this document is reserved by Cavity Sliders USA Inc. Details and specifications are subject to change without notice. Whilst all care is taken to ensure the accuracy of all information, no responsibility will be accepted for any errors or omissions. Drawings & pictures are not to scale. All dimensions in inches (and mm). 60945/14 06.8.2021

CL400 ADA Magnetic Bi-Parting

Selection Procedure To order, ensure you have the following information ready:

Function	Finish	Door thickness	Handing Configuration
Bi-Parting Passage (Non Latching)	Bright Chrome	34 - 40 mm	Bi-Parting Privacy Snib One Side handles are supplied with the Snib on the right hand side only.
	Satin Chrome	1-3/8" to 1-9/16"	
Bi-Parting Passage (Mag Latching)	Oil Rubbed Bronze	40 - 46 mm	Snib both sides Snib one side Snib/Emergency
	Satin Nickel	1-5/8" to 1-3/4"	
Bi-Parting Privacy		46 - 52 mm	Stand looking into the pocket as shown 
		1-13/16" to 2"	
		52 - 57 mm	
		2" to 2-1/4"	



Pricing below covers popular SKUs.
For other finishes, door thicknesses or configurations, inquire for pricing and availability.

Function	Finish	Door Thickness	
		1-3/8"	1-3/4"
Passage (Non latching) *SPECIAL ORDER* 	NON MAGNETIC Bright Chrome Satin Chrome ORB Satin Nickel	CL406D0025 CL406D0125 CL406D0225 CL406D0325	CL406D0026 CL406D0126 CL406D0226 CL406D0326
Passage (Magnetic latching) 	Bright Chrome Satin Chrome ORB Satin Nickel	CL406D0028 CL406D0128 CL406D0228 CL406D0328	CL406D0029 CL406D0129 CL406D0229 CL406D0329
Privacy Snib/Snib *SPECIAL ORDER* 	Bright Chrome Satin Chrome ORB Satin Nickel	CL406D0035 CL406D0135 CL406D0235 CL406D0335	CL406D0040 CL406D0140 CL406D0240 CL406D0340
Privacy Blank/Snib *SPECIAL ORDER* 	Bright Chrome Satin Chrome ORB Satin Nickel	CL406D0036 CL406D0136 CL406D0236 CL406D0336	CL406D0041 CL406D0141 CL406D0241 CL406D0341
Privacy Emerg/Snib 	Bright Chrome Satin Chrome ORB Satin Nickel	CL406D0038 CL406D0138 CL406D0238 CL406D0338	CL406D0043 CL406D0143 CL406D0243 CL406D0343

Colors shown may not accurately represent product.

All copyright and other property in this document is reserved by Cavity Sliders USA Inc. Details and specifications are subject to change without notice. Whilst all care is taken to ensure the accuracy of all information, no responsibility will be accepted for any errors or omissions. Drawings & pictures are not to scale. All dimensions in inches (and mm). 60945/15 06.8.2021

CaviLock Barn Door Strike List Pricing

CL400 / CL400 ADA			
Item	Description	Finish	Code
	CL400 Barn Door Strike	Bright Chrome	CL400SA0025
		Satin Chrome	CL400SA0125
		Oil Rubbed Bronze	CL400SA0225
		Satin Nickel	CL400SA0325
		Matte Black	CL400SA0425
		Paint Primed White	CL400SA0725
	Right Angle Bracket	Bright Chrome	CL400BA0025
		Satin Chrome	CL400BA0125
		Oil Rubbed Bronze	CL400BA0225
		Satin Nickel	CL400BA0325
		Matte Black	CL400BA0425
		Paint Primed White	CL400BA0725

All copyright and other property in this document is reserved by Cavity Sliders USA Inc. Details and specifications are subject to change without notice. Whilst all care is taken to ensure the accuracy of all information, no responsibility will be accepted for any errors or omissions. Drawings & pictures are not to scale. All dimensions in inches (and mm). 60945/16 06.8.2021

CL200 List Pricing

How to Order:

1. Select the functionality and snib type.
2. Select the finish.
3. Select the door thickness.

For example: If you require a CL200 Privacy Snib/Emergency in Oil Rubbed Bronze for a door thickness of 1-3/8" the code will be **CL205D0006**

PASSAGE - A		Non-magnetic	
 <p>Blank/Blank</p>	Finish	1-3/8" Door	1-3/4" Door
	Bright Chrome	CL205A0000	CL205A0015
	Satin Chrome	CL205A0001	CL205A0016
	ORB	CL205A0002	CL205A0017
	Satin Nickel	CL205A0003	CL205A0018
	Matte Black	CL205A0006	CL205A0021

PRIVACY - D (NOT HANDED)		Magnetic Latch	
 <p>Snib/ Emergency</p>	Finish	1-3/8" Door	1-3/4" Door
	Bright Chrome	CL205D0000	CL205D0030
	Satin Chrome	CL205D0003	CL205D0033
	ORB	CL205D0006	CL205D0036
	Satin Nickel	CL205D0009	CL205D0039
	Matte Black	CL205D0018	CL205D0048

Bi-Parting handles are ordered as two separate items. Choose a privacy handle above then add a Bi-Parting mate with striker below. For Bi-Parting Passage handles, order 2x single passage handles above.

BI-PARTING MATE - C (to latch with Privacy)		Magnetic Latch	
 <p>Blank/Blank (with latching face plate)</p>	Finish	1-3/8" Door	1-3/4" Door
	Bright Chrome	CL205C0000	CL205C0015
	Satin Chrome	CL205C0001	CL205C0016
	ORB	CL205C0002	CL205C0017
	Satin Nickel	CL205C0003	CL205C0018
	Matte Black	CL205C0006	CL205C0021

Bi-Parting (Double Doors):
Passage with striker (C) + Privacy (D)



CL205D0009 + CL205C0003

Colors shown may not accurately represent product.

All copyright and other property in this document is reserved by Cavity Sliders USA Inc. Details and specifications are subject to change without notice. Whilst all care is taken to ensure the accuracy of all information, no responsibility will be accepted for any errors or omissions. Drawings & pictures are not to scale. All dimensions in inches (and mm). 60945/17 06.8.2021

CL100 List Pricing

Type	Satin Chrome	Cylinder	
CL100 Flush Turn - Key/Key (not handed)	CL100A1070		
CL100 Flush Turn - Key One Side (not handed)	CL100A1006		
CL100 Flush Turn Only	CL100A9004		
CL100 Lever - Key/Key (not handed)	CL100A7054		
CL100 Lever - Key/Turn (not handed)	CL100A7058		
CL100 Lever - Key One Side (not handed)	CL100A7056		
CL100 Lever - Turn/Emergency (not handed)	CL100A7014		
CL100 Lever Only	CL100B5002		
CL100 ADA Lever - Turn / Key (not handed)	CL100A7018		
CL100 ADA Lever - Turn / Emergency (not handed)	CL100A7020		
CL100 ADA LaviLock - Left Hand	CL100B3010		
CL100 ADA LaviLock - Right Hand	CL100B3008		
CL100 ADA Indicator Lock - Left Hand	CL100B3016		
CL100 ADA Indicator Lock - Right Hand	CL100B3015		
Type	Satin Chrome	Price (each)	Oil Rubbed Bronze
Louey Side Handle	CL100I3000	132	CL100I3005
Timber Edge Pull	CL800A4020	129	CL800A4021

All copyright and other property in this document is reserved by Cavity Sliders USA Inc. Details and specifications are subject to change without notice. Whilst all care is taken to ensure the accuracy of all information, no responsibility will be accepted for any errors or omissions. Drawings & pictures are not to scale. All dimensions in inches (and mm). 60945/18 06.8.2021

Colors shown may not accurately represent product.

Warranty Conditions

Cavity Sliders USA Incorporated

The Pocket Door Experts


Valued Customer,

On behalf of the whole CS team, we would like to thank you for purchasing our products. Since our establishment in 1986, we have strived to reach levels of optimal performance in both manufacturing and customer service. Cavity Sliders USA Inc. is dedicated to providing products that meet the needs of our customers. We constantly monitor the marketplace and are innovators in our field. New products are under constant development, so that as your needs change, we are right there with you.

IMPORTANT:
Please ensure that
this documentation
is received by the
end customer.

We trust you are enjoying the many benefits of our products. Should you have any inquiries or comments, please feel confident in calling one of our friendly customer services staff.

Regards



Phil Kenny
President, Cavity Sliders USA Inc.

The warranties herein form part of the TERMS OF TRADE FOR GOODS AND SERVICES and the general conditions of Warranty are also contained in that contract.

The Company's maximum liability hereunder is limited to the purchase price of the Goods. In no event shall the Company be liable for any consequential, indirect, incidental or special and/or punitive damages of any nature arising from the sale or use of the Goods, whether based on contract, warranty, tort, strict liability, patent infringement, or otherwise, even if advised of the possibility of such damages.

Note:

- This warranty only applies to the original user of the Goods. This warranty is not transferable.
- This warranty is limited to the repair or replacement of faulty parts only. The costs of removal and reinstallation of Goods and/or shipping and freight are excluded.
- This warranty excludes normal wear and tear or Goods used in extremely high use situations where the manufacturer has not been consulted regarding the suitability of the Goods.
- The warranty on Goods supplied by the Company but not manufactured by the Company shall be the warranty of the original manufacturer.
- Finish Warranty - finishes susceptible to early deterioration or oxidation (often referred to as living finishes, e.g. Oil Rubbed Bronze) are excluded from this warranty.


1. Goods supplied but not manufactured by the Company

The warranty on Goods supplied by the Company but not manufactured by the Company shall be the warranty of the original manufacturer.

2. Goods manufactured by the Company:

TEN (10) YEARS WARRANTY*

on the following categories of Goods supplied by the Company:

 CavitySliders™ Pocket frames manufactured by Cavity Sliders

 TrackSystems

 DoorLeaves†


*Excludes normal wear and tear including but not limited to replaceable parts and powder coated / pre-finished surfaces.

†Ten year warranty applies to doors manufactured by Cavity Sliders. All other door leaves carry the original manufacturer's warranty.

FIVE (5) YEARS WARRANTY*

on the following categories of Goods supplied by the Company:

 CL100 MorticeLock

 CL200 Range

 CL400® Magnetic

*Excludes normal wear and tear including but not limited to replaceable parts and powder coated / pre-finished surfaces.

TWO (2) YEARS WARRANTY*

on the following categories of Goods supplied by the Company:

 AutomaticUnits#

*Excludes normal wear and tear including but not limited to replaceable parts and powder coated / pre-finished surfaces.

#Electronic components carry a 12 month warranty.

Warranty Conditions

Cavity Sliders USA Incorporated



Instructions of Care

In order to maintain the warranty, the Customer is recommended to follow Instructions of Care and to inform any third party purchaser of the same information.

Instructions of Care	Common misuse is:
Only use the correct Operating Manuals	Attempting to use or repair the Goods without proper knowledge
Operate within the rated capacity	Not checking the manufacturer's recommended ratings
Do not place heavy loads on the Goods	Incorrect packing and shipment of the Goods causing damage to the exterior.
Do not expose to impact, excessive movement or continual relocation	Not realising that the Goods contain sensitive parts or may damage easily
Do not expose to excessive vibration or heat	Not realising that the parts are sensitive to excessive vibration and heat
Do not expose the Goods to water or excessive moisture	Not realising that timber may be a component and that excessive moisture damages sensitive parts and may discolor the finish

Making a claim for damaged or defective Goods or defective Services

The Company will provide a form for any claims for damaged or defective Goods or Services but will not accept any claim by the Customer for any reasons where the Customer may be prejudiced by the defect or failure of the Goods or Services. This warranty is limited to the repair or replacement of faulty parts only. The Company will not accept any claim by the Customer for any and all costs incurred including economic loss, consequential loss or any other form of loss whatsoever. This warranty will not apply where:

- ▮ Goods or Services have not been paid in full and according to the terms of payment.
- ▮ The defect or failure is due to or resulting from damage, poor installation, misuse or use contrary to the printed instructions of the Company for maintenance or care when in the possession of the Customer.
- ▮ The defect or failure is due to persons not technically competent to use the Goods.
- ▮ The defect or failure is due to the Goods not being used for the purpose for which they were specified.
- ▮ The defect or failure is caused by the Customer or a third party on behalf of the Customer attempting integration or interfacing of the Goods with other Goods.
- ▮ The Customer or any third party altering the Goods in any way different to the condition in which they were supplied or installed.
- ▮ The defect or failure is due to environmental conditions of the Customer's site causing deterioration.
- ▮ The defect is due to the Customer or its agent attempting modification or repair of the Goods.
- ▮ The failure is caused by use in situations where the Manufacturer's specified capacity is exceeded.

How to claim

For all inquiries, please contact the Customer Services Department of your nearest Cavity Sliders USA Inc. branch (details below) and request a claim form. The serial number (starting with SA-----) can be found on your invoice. All repairs, possible charges or replacements are at the sole discretion of Cavity Sliders USA Inc.

We welcome your feedback about product improvements or service. Please email info@cavitysliders.com

E info@cavitysliders.com	548 Finney Ct Gardena, CA 90248	P (888) 466 0030 F (310) 769 5824	www.cavitysliders.com
--	------------------------------------	--------------------------------------	--